

American English

First Friends

1



موسسه زبان دهخدا
dehkhodaedu.com

Student Book
with Workbook

Susan Iannuzzi




OXFORD

Student Audio CD with songs,
stories, and everyday English

First Friends 1

Student Book



Susan Iannuzzi

OXFORD
UNIVERSITY PRESS

Level 1 Scope and Sequence

Topics & Objectives	Vocabulary	Structure	Values & Everyday English	Songs & Projects	Alphabet
1 Hello (Introductions) <ul style="list-style-type: none"> • Say hello • Introduce yourself to other people 	<i>Baz</i> <i>Jig</i> <i>Pat</i> <i>Tess</i> Numbers 1-5	<i>Hello.</i> <i>What's your name?</i> <i>I'm ...</i>	Being polite <i>How are you?</i> <i>I'm fine, thanks.</i>	Hello, Friends! Pat and Jig, Count To Five A & B song	Aa <i>ant</i> Bb <i>bear</i>
2 My Family (Immediate family members) <ul style="list-style-type: none"> • Ask about people • Identify family members 	<i>brother</i> <i>dad</i> <i>grandma</i> <i>grandpa</i> <i>mom</i> <i>sister</i>	<i>Who's this?</i> <i>It's my (grandma).</i>	Respecting your elders <i>After you.</i> <i>Thank you.</i>	Who's This? C & D song	Cc <i>cloud</i> Dd <i>donut</i>
3 My School (School possessions) <ul style="list-style-type: none"> • Ask about and identify things • Listen to and perform simple actions 	<i>bag</i> <i>book</i> <i>chair</i> <i>crayon</i> <i>pencil</i> <i>table</i>	<i>What's this?</i> <i>It's a (bag).</i> <i>Stand up.</i> <i>Sit down.</i> <i>Quiet, please.</i>	Behaving at school <i>Please open your book.</i> <i>Sorry. (Miss Jackson).</i>	Hello, Children. E & F song	Ee <i>elephant</i> Ff <i>frog</i>
4 Colors <ul style="list-style-type: none"> • Ask about and describe objects by color 	<i>blue</i> <i>green</i> <i>orange</i> <i>purple</i> <i>red</i> <i>yellow</i>	<i>What color is it?</i> <i>It's (red).</i>	Taking turns <i>It's your turn.</i>	What Color Is It? Rainbow Colors G & H song Project: making a rainbow	Gg <i>gift</i> Hh <i>hug</i>
5 My Toys <ul style="list-style-type: none"> • Describe toys by color 	<i>ball</i> <i>car</i> <i>doll</i> <i>jump rope</i> <i>teddy</i> <i>toy box</i>	<i>It's a (red) car.</i>	Sharing with others <i>Here. Have my (teddy bear).</i>	It's a Purple Doll I, J, & K song	Ii <i>igloo</i> Jj <i>jam</i> Kk <i>kangaroo</i>



Topics & Objectives	Vocabulary	Structure	Values & Everyday English	Songs & Projects	Alphabet
6 My Face <ul style="list-style-type: none"> Identify parts of the face using pronouns 	ears eyes face mouth nose Numbers 6-10	Wash your (face). Dry your (ears). Touch your (ears). Clap.	Keeping clean (Wash) your (face), please Yes, Mom.	1, 2, 3 L, M, & N song	Ll lemon Mm monkey Nn nest
7 My Clothes <ul style="list-style-type: none"> Identify clothes using pronouns 	cap jacket pants shoes skirt T-shirt	This is my (skirt). These are your (shoes).	Respecting your clothes Put on your smock Yes, Miss Jackson	These Are Pants O, P, & Q song Project: decorating a T-shirt	Oo octopus Pp penguin Oq quiet
8 Food <ul style="list-style-type: none"> Ask about and request quantities of food 	banana cookie orange sandwich tomato water	How many (cookies)? (Three) (cookies), please. Plurals	Eating healthily Have a healthy snack	A Sandwich For You R, S, & T song	Rr rainbow Ss sun Tt tiger
9 On the Farm (Farm animals) <ul style="list-style-type: none"> Ask about and identify animals 	chicken cow duck goat horse pig	Is it a (goat)? Yes, it is. No, it isn't.	Respecting nature Don't touch, please	Is it a Duck? Hello, Pig! U, V, & W song Project: making an animal puppet	Uu up Vv violin Ww wave
10 Big and Small (Sizes) <ul style="list-style-type: none"> Ask about and describe things by size 	big long short small thick thin	It's (big). Is it (short)?	Working together Let's do it together. OK	It's Small X, Y, & Z song Alphabet song	Xx box Yy yo-yo Zz zipper



Unit 1

Hello

Vocabulary

Lesson 1

Listen and say. ➡ 1

Listen and find. ➡ 2

Sing. ➡ 3

Jig

Tess

Structure

Lesson 2

Point and say.

Listen and say. • 4

Say and do.

Baz

Pat

Structure: *What's your name? I'm ...*

Unit 1 Lesson 2

5

Song

Lesson 3

Listen and sing. 5

Sing and do. 5

Trace and say.





What's Your Name?


Story

Lesson 4


Look and listen. 6

Listen and act. 6

Say and do.



Hello. I'm Mrs. Ball.
What's your name?



Hello, Mrs. Ball. I'm Baz!

Values

Lesson 5

Listen and point. 🗣️ 7

Listen and say. 🗣️ 7

Say and do.





Alphabet

Lesson 6

Learn the letters.

Sing. 🎵

Trace and match.

Aa



Bb



A

a

B

b

Unit
2

My Family

Vocabulary

Lesson 1

Listen and say. ➡ 9

Listen and find. ➡ 10

Look and say.

dad

grandma

sister

brother

grandpa

Structure

Lesson 2

Point and say.

Listen and say. 🗣️ 11

Say and do.

mom



Structure: *Who's this? It's my grandma.*

Unit 2 Lesson 2



Song

Lesson 3

Listen and sing. 12

Sing and do. 12

Think and match.





Who's This?


Story

Lesson 4

Look and listen. 13

Listen and act. 13

Say and do.



Hello. Hello? Who's this?

Hello, Grandpa. It's Baz!

Values

Lesson 5

Listen and point. 🎧 14

Listen and say. 🎧 14

Say and do.





Alphabet

Lesson 6

Learn the letters.

Sing. 15

Match and trace.

Cc

Dd



C A B C D

d A B C D

Unit 3

My School


Vocabulary

Lesson 1

Listen and say. ➡ 16

Listen and find. ➡ 17

Look and say.





موسسه زبان دهخدا
dehkhodaedu.com

Structure

Lesson 2

Point and say.

Listen and say. 18

Say and do.



Structure: *What's this? It's a (bag).*

Unit 3 Lesson 2

17


Song

Lesson 3

Listen and sing. ♪ 19

Sing and do. ♪ 19

Think and group.





Quiet, Please!

Story

Lesson 4


Look and listen. 20

Listen and act. 20

Say and do.



Quiet, please. Sit down.



Thank you.

Values

Lesson 5

Listen and point. ♪ 21

Listen and say. ♪ 21

Say and do.





Alphabet

Lesson 6

Learn the letters.

Sing. 🎵 22

Find and trace.

Ee



Ff



A B C d E F

a b c d E f

A B C D E f

Alphabet: *Ee, elephant, Ff, frog*

Unit 3 Lesson 6

21

Unit
4

Colors



موسسه زبان دهخدا
dehkhodaedu.com

Vocabulary

Lesson 1

Listen and say. ➡ 23

Listen and find. ➡ 24

Look and say.



blue



green



purple

Structure

Lesson 2

Point and say.
Listen and say. 25
Say and do.



orange



red

yellow



Structure: *What color is it? It's (orange).*

Unit 4 Lesson 2

23


Song

Lesson 3

Listen and sing. ♪ 26

Sing and do. ♪ 26

Think and color.





Project

Lesson 4

Make.

Listen and sing. 🎵 27

Sing and point. 🎵 27



Values

Lesson 5

Listen and point. 🎧 28

Listen and say. 🎧 28

Say and do.





Alphabet

Lesson 6

Learn the letters.

Sing. 🎵 29

Match and trace.

Gg



Hh



F

d

e

f

g

h

G

c

d

e

f

g

H

d

e

f

g

Alphabet: **Gg**, gift, **Hh**, hug

Unit 4 Lesson 6

27

Unit
5

My Toys

Vocabulary

Lesson 1

Listen and say. 🎧 30

Listen and find. 🎧 31

Look and say.

doll

teddy bear

jump rope



Structure

Lesson 2

Point and say.

Listen and say. ➡ 32

Say and do.

toy box

ball

car

Structure: *It's a (red) (teddy bear).*

Unit 5 Lesson 2

29

Song

Lesson 3

Listen and sing. ♪ 33

Sing and do. ♪ 33

Think and match.





What's This?

Story

Lesson 4


Look and listen. ➡ 34

Listen and act. ➡ 34

Say and do.



What's this?



It's a red car! Thank you, Jig.


Values

Lesson 5

Listen and point. 35

Listen and say. 35

Say and do.



موسسه زبان دهخدا
dehkhodaedu.com



Alphabet

Lesson 6

Learn the letters.

Sing. 36

Listen and trace. 37

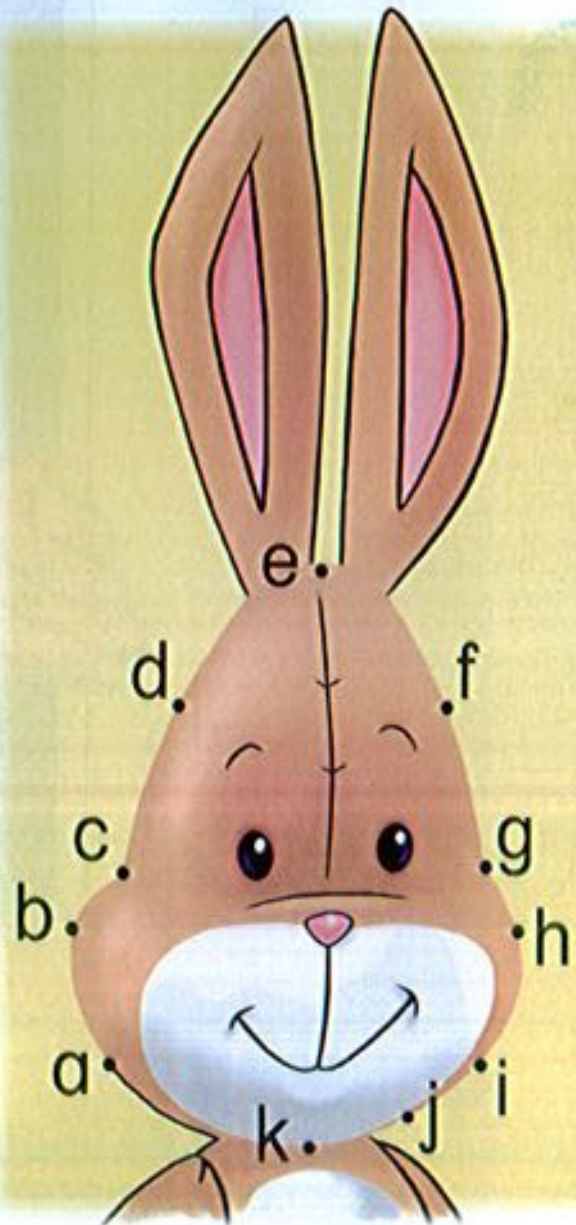
Ii



Jj



Kk



Alphabet: *Ii. igloo, Jj. jam Kk, kangaroo* Review: *Aa-Kk*

Unit 5 Lesson 6

33

Unit
6

My Face

Vocabulary

Lesson 1


Listen and say. ➡ 38

Listen and find. ➡ 39

Look and say.

face

mouth




Structure

Lesson 2

Point and say.

Listen and say. 40

Say and do.



Wash your (face). Dry your (ears).

Unit 6 Lesson 2

35

Song

Lesson 3

Listen and sing. 🎵 41

Sing and do. 🎵 41

Trace and say.

1

2



4

5

6



8

9





Touch Your Ears!

Story

Lesson 4

Look and listen. ➡ 42

Listen and act. ➡ 42

Say and do.



Touch your ears!



Clap!

Values

Lesson 5


Listen and point. 43

Listen and say. 43

Say and do.



موسسه زبان دهخدا
dehkhodaedu.com





Alphabet

Lesson 6

Learn the letters.

Sing. 44

Trace and match.

Ll

Mm

Nn



Alphabet: Ll, lemon, Mm, monkey, Nn, nest

Unit 6 Lesson 6

39

Unit
7

My Clothes

Vocabulary

Lesson 1

Listen and say. ➡ 45

Listen and find. ➡ 46

Say and do.



Structure

Lesson 2

Point and say.

Listen and say. 47

Say and do.



T-shirt

skirt



cap



Structure: *This is my (skirt). These are your (shoes).*

Unit 7 Lesson 2

41

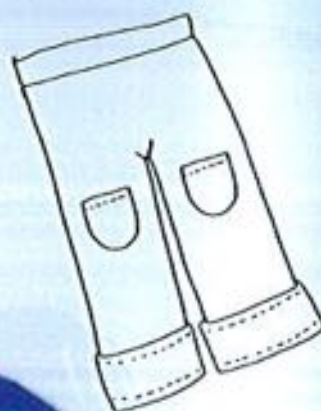
Song

Lesson 3

Listen and sing. 48

Sing and do. 48

Think, match, and color.



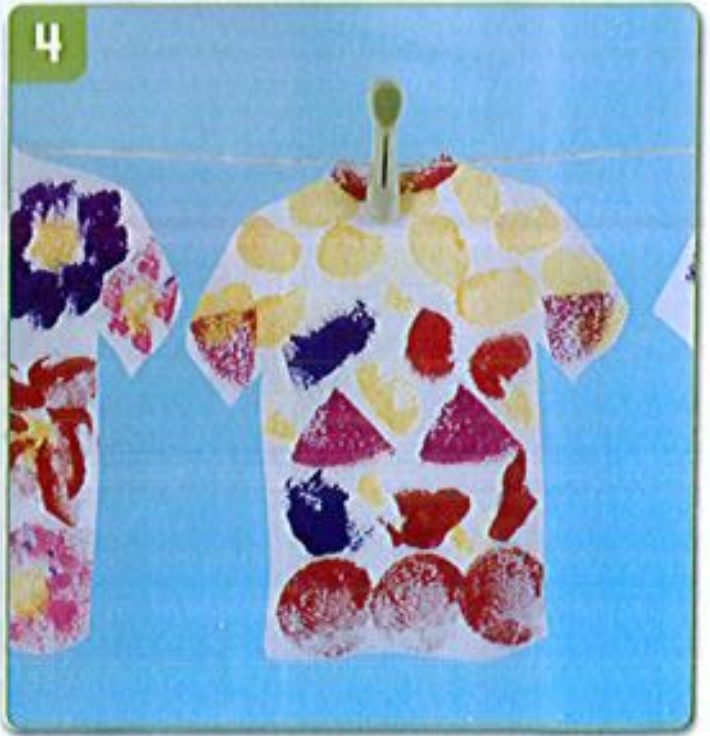


Project

Lesson 4

Make.

Listen and sing. 49

Sing and point. 49



Cross-curricular Project: Art - decorating with color and pattern
Lyrics: AB p.79

Unit 7 Lesson 4

43

Values

Lesson 5

Listen and point. ➡ 50

Listen and say. ➡ 50

Say and do.





Alphabet

Lesson 6

Learn the letters.

Sing. 51

Find and trace.

Oo

Pp

Qq



M

N

O

P

Q

m

n

o

P

q

M

N

O

P

q

Alphabet: *Oo*, octopus, *Pp*, penguin, *Qq*, quiet

Unit 7 Lesson 6

45

Unit 8

Food


Vocabulary

Lesson 1

Listen and say. ➡ 52

Listen and find. ➡ 53

Look and say.



Structure

Lesson 2

Point and say.

Listen and say. ➡ 54

Say and do.

water

sandwich

tomato

orange

cookie

Structure: *How many (cookies)? (Three) (cookies), please.*

Unit 8 Lesson 2

47

Song

Lesson 3

Listen and sing. ♪ 55

Sing and do. ♪ 55

Count and write.





Four Cookies, Please!

Story

Lesson 4

Look and listen. ➡ 56

Listen and act. ➡ 56

Say and do.



Four cookies, please.



One cookie and one orange.
Thank you.

Values

Lesson 5

Listen and point. 57

Listen and say. 57

Say and do.



موسسه زبان دهخدا
dehkhodaedu.com





Alphabet

Lesson 6

Learn the letters.


Sing. ↗ 58

Listen and trace. ↗ 59

Rr

Ss

Tt



Alphabet: *Rr*, rainbow, *Ss*, sun, *Tt*, tiger Review: *Aa–Tt*

Unit 8 Lesson 6

51

Unit
9

On the Farm

Vocabulary

Lesson 1

Listen and say. ➡ 60

Listen and find. ➡ 61

Look and say.

goat

COW

Structure

Lesson 2

Point and say.

Listen and say. 62

Say and do.

horse

duck

chicken

pig

Structure: Is it a (goat)? Yes, it is. / No, it isn't. It's a (cow).

Unit 9 Lesson 2

53


Song

Lesson 3

Listen and sing. ➡ 63

Sing and do. ➡ 63

Think and match.



Project

Lesson 4

Make.


Listen and sing. ۶۴

Sing and point. ۶۴

1



2



3



4




Values

Lesson 5

Listen and point. 🎧 65

Listen and say. 🎧 65

Say and do.





S

T

U

V

W

Alphabet

Lesson 6

Learn the letters.

Sing. ♫ 66

Match and trace.

Uu

Vv

Ww



u

S

T

U

V

W

v

S

T

U

V

W

w

S

T

U

V

W

Alphabet: **Uu**, up, **Vv**, violin, **Ww**, wave

Unit 9 Lesson 6

57

Unit 10

Big and Small


Vocabulary

Lesson 1

Listen and say. ➡ 67

Listen and find. ➡ 68

Look and say.



موسسه زبان دهخدا
dehkhodaedu.com


Structure

Lesson 2

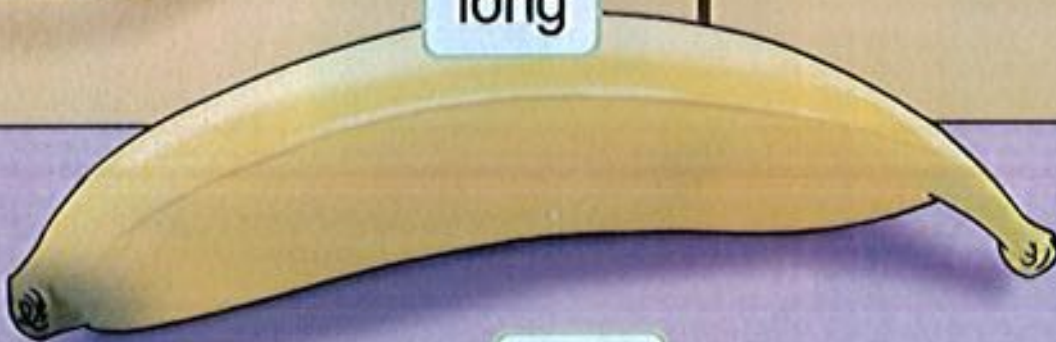
Look and say.

Listen and say. ▶ 69

Say and do.



long



short



Structure: *It's (big). Is it (short)?*

Unit 10 Lesson 2

59


Song

Lesson 3

Listen and sing. ♪ 70

Sing and do. ♪ 70

Think and group.





It's Your Brother!

Story

Lesson 4

Look and listen. 71

Listen and act. 71

Say and do.



Is it a sister?
Is it a brother?



It's your brother. It's Adam.
He's small!

Values

Lesson 5

Listen and point. 🎧 72

Listen and say. 🎧 72

Say and do.





Alphabet

Lesson 6

Learn the letters.


Sing. 73

Listen and trace. 74

Xx

Yy

Zz



موسسه زبان دهخدا
dehkhodaedu.com

Alphabet: Xx, box, Yy, yo-yo, Zz, zipper Review: A - Z

Unit 10 Lesson 6

63

OXFORD
UNIVERSITY PRESS

Great Clarendon Street, Oxford, OX2 6DP, United Kingdom

Oxford University Press is a department of the University of Oxford.
It furthers the University's objective of excellence in research, scholarship,
and education by publishing worldwide. Oxford is a registered trade
mark of Oxford University Press in the UK and in certain other countries

© Oxford University Press 2011

The moral rights of the author have been asserted

First published in 2011

2015 2014 2013 2012 2011

10 9 8 7 6 5 4 3 2 1

No unauthorized photocopying

All rights reserved. No part of this publication may be reproduced, stored
in a retrieval system, or transmitted, in any form or by any means, without
the prior permission in writing of Oxford University Press, or as expressly
permitted by law, by licence or under terms agreed with the appropriate
reprographics rights organization. Enquiries concerning reproduction outside
the scope of the above should be sent to the ELT Rights Department, Oxford
University Press, at the address above

You must not circulate this work in any other form and you must impose
this same condition on any acquirer

Links to third party websites are provided by Oxford in good faith and for
information only. Oxford disclaims any responsibility for the materials
contained in any third party website referenced in this work

ISBN: 978 0 19 443334 1 Student's Book

ISBN: 978 0 19 443328 0 Audio CD

ISBN: 978 0 19 443343 3 Pack

Printed in China

This book is printed on paper from certified and well-managed sources

ACKNOWLEDGEMENTS

The publisher would like to thank the following for their kind permission to reproduce
photographs and other copyright material: Alamy pp.21 (elephant/AfriPics.com),
37 (igloo/Arcticphoto), 46 (monkey/junior Bildarchiv), 73 (violin/Image Source),
83 (zipper/M.Brodie); Getty Images p.30 (hung/Neil Beckerman/Foxi); iStockphoto
p.5 (ant/Karel Brozk); Oxford University Press pp.6 (bear/Photodisc), 13 (clouds),
14 (doughnut/Stockbyte), 17 (gift/Photodisc), 22 (frog/Photodisc), 38 (jam/John
Foxx), 39 (kangaroo/Photodisc), 45 (lemon/Ingram), 54 (octopus/Photographers
Choice), 55 (penguin/Ingram), 65 (tiger/Corbis/Digital Stock), 74 (wave/Photodisc);
Shutterstock p.47 (nest/Steve Byland).

Cover illustration by: Paul Gibbs

Main illustrations by: Paul Gibbs

Other illustrations by: Helen Poole pp.18, 24, 30, 42, 48, 54, 60; Lesley Breen

Withrow pp.9, 15, 21, 27, 33, 39, 45, 51, 57, 63

All commissioned photography by: Graham Adler at MM Studios pp.68, 14, 20, 25,
26, 32, 38 43, 44, 50, 55, 56, 62

With special thanks to staff and pupils at Larkrise Primary School, Oxford.

First Friends 1

Activity Book



Level 1 Scope and Sequence

Topics & Objectives	Vocabulary	Structure	Values & Everyday English	Songs & Projects	Alphabet
1 Hello (Introductions) <ul style="list-style-type: none"> Say hello Introduce yourself to other people 	<i>Baz</i> <i>Jig</i> <i>Pat</i> <i>Tess</i> Numbers 1-5	<i>Hello.</i> <i>What's your name?</i> <i>I'm ...</i>	Being polite <i>How are you?</i> <i>I'm fine, thanks.</i>	Hello, Friends! Pat and Jig, Count To Five A & B song	Aa <i>ant</i> Bb <i>bear</i>
2 My Family (Immediate family members) <ul style="list-style-type: none"> Ask about people Identify family members 	<i>brother</i> <i>dad</i> <i>grandma</i> <i>grandpa</i> <i>mom</i> <i>sister</i>	<i>Who's this?</i> <i>It's my (grandma).</i>	Respecting your elders <i>After you.</i> <i>Thank you.</i>	Who's This? C & D song	Cc <i>cloud</i> Dd <i>donut</i>
3 My School (School possessions) <ul style="list-style-type: none"> Ask about and identify things Listen to and perform simple actions 	<i>bag</i> <i>book</i> <i>chair</i> <i>crayon</i> <i>pencil</i> <i>table</i>	<i>What's this?</i> <i>It's a (bag).</i> <i>Stand up.</i> <i>Sit down.</i> <i>Quiet, please.</i>	Behaving at school <i>Please open your book.</i> <i>Sorry. (Miss Jackson).</i>	Hello, Children. E & F song	Ee <i>elephant</i> Ff <i>frog</i>
4 Colors <ul style="list-style-type: none"> Ask about and describe objects by color 	<i>blue</i> <i>green</i> <i>orange</i> <i>purple</i> <i>red</i> <i>yellow</i>	<i>What color is it?</i> <i>It's (red).</i>	Taking turns <i>It's your turn.</i>	What Color Is It? Rainbow Colors G & H song Project: making a rainbow	Gg <i>gift</i> Hh <i>hug</i>
5 My Toys <ul style="list-style-type: none"> Describe toys by color 	<i>ball</i> <i>car</i> <i>doll</i> <i>jump rope</i> <i>teddy</i> <i>toy box</i>	<i>It's a (red) car.</i>	Sharing with others <i>Here. Have my (teddy bear).</i>	It's a Purple Doll. I, J, & K song	Ii <i>igloo</i> Jj <i>jam</i> Kk <i>kangaroo</i>

Topics & Objectives	Vocabulary	Structure	Values & Everyday English	Songs & Projects	Alphabet
6 My Face <ul style="list-style-type: none"> Identify parts of the face using pronouns 	ears eyes face mouth nose Numbers 6-10	Wash your (face). Dry your (ears). Touch your (ears). Clap.	Keeping clean (Wash) your (face). please Yes, Mom.	1, 2, 3 L, M, & N song	Ll lemon Mm monkey Nn nest
7 My Clothes <ul style="list-style-type: none"> Identify clothes using pronouns 	cap jacket pants shoes skirt T-shirt	This is my (skirt). These are your (shoes).	Respecting your clothes Put on your smock. Yes, Miss Jackson.	These Are Pants. O, P, & Q song Project: decorating a T-shirt	Oo octopus Pp penguin Qq quiet
8 Food <ul style="list-style-type: none"> Ask about and request quantities of food 	banana cookie orange sandwich tomato water	How many (cookies)? (Three) (cookies). please Plurals	Eating healthily Have a healthy snack.	A Sandwich For You. R, S, & T song	Rr rainbow Ss sun Tt tiger
9 On the Farm (Farm animals) <ul style="list-style-type: none"> Ask about and identify animals 	chicken cow duck goat horse pig	Is it a (goat)? Yes, it is. No, it isn't	Respecting nature Don't touch, please	Is it a Duck? Hello, Pig! U, V, & W song Project: making an animal puppet	Uu up Vv violin Ww wave
10 Big and Small (Sizes) <ul style="list-style-type: none"> Ask about and describe things by size 	big long short small thick thin	It's (big)! Is it (short)?	Working together Let's do it together. OK	It's Small. X, Y, & Z song Alphabet song	Xx box Yy yo-yo Zz zipper

Lesson 1

1 Trace and color. Say 'Hello'.



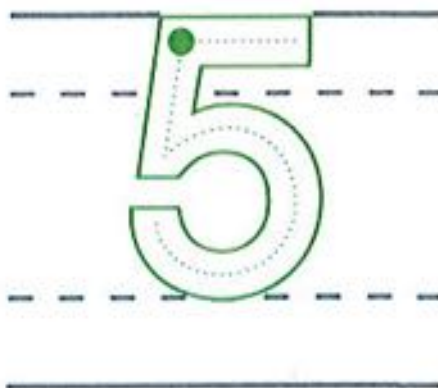
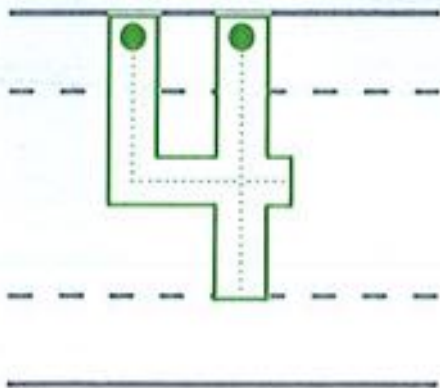
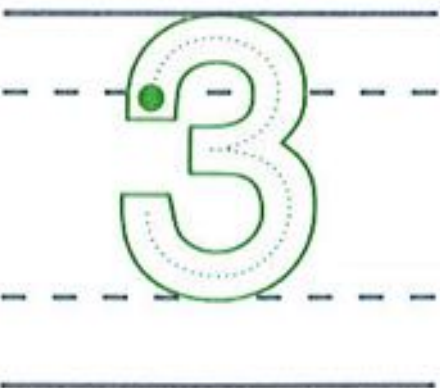
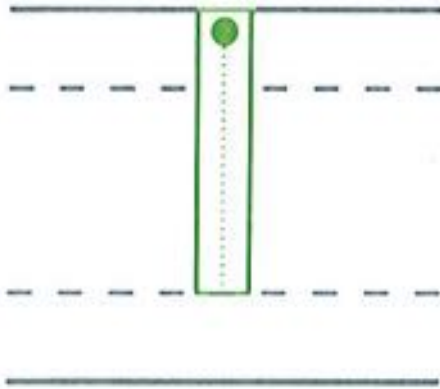
Lesson 2

1 Trace. Draw you and say.



Lesson 3

1 Trace and say. Count.




Lesson 4

1 Match and say. Color.



Lesson 5

1 Trace and say.



Lesson 6

1 Trace and say. Color.

دهخدا
موسسه زبان دهخدا
dehkhodaedu.com

a B







b A

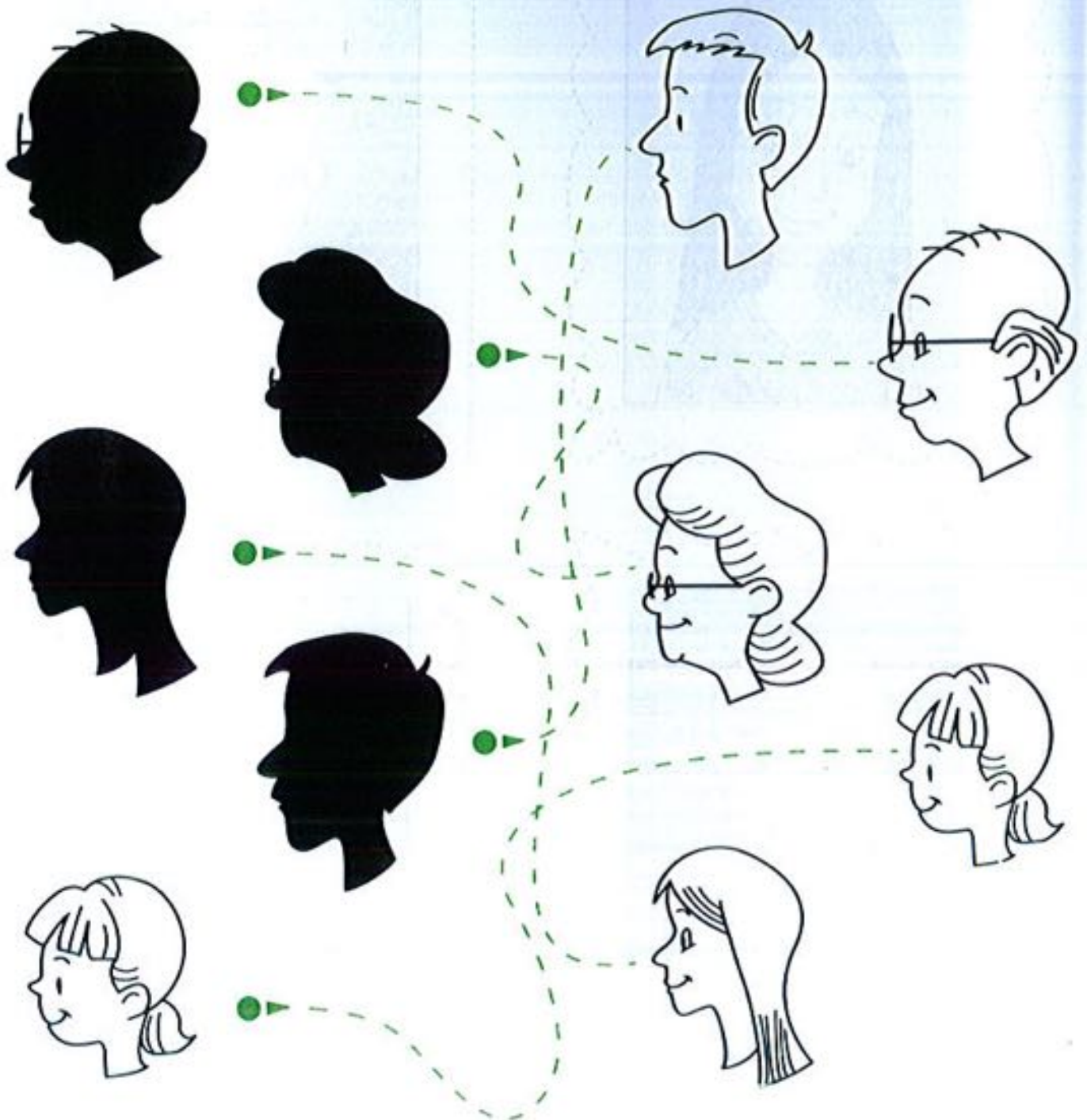


Review

1 Find and circle. Say.



1 Match and say. Color.




Lesson 2

1 Trace and say. Color.



Lesson 3

1 Trace. Draw your family and say.



Lesson 4

1 Trace and say.




Lesson 5

Match and say. Color.



Lesson 6

1 Say and circle. Color.

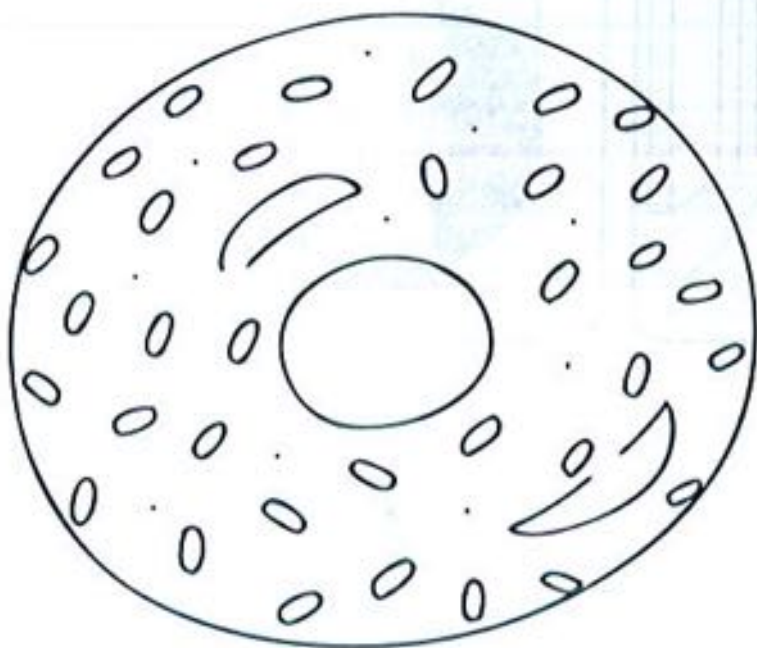


a

b



d



a

b

c



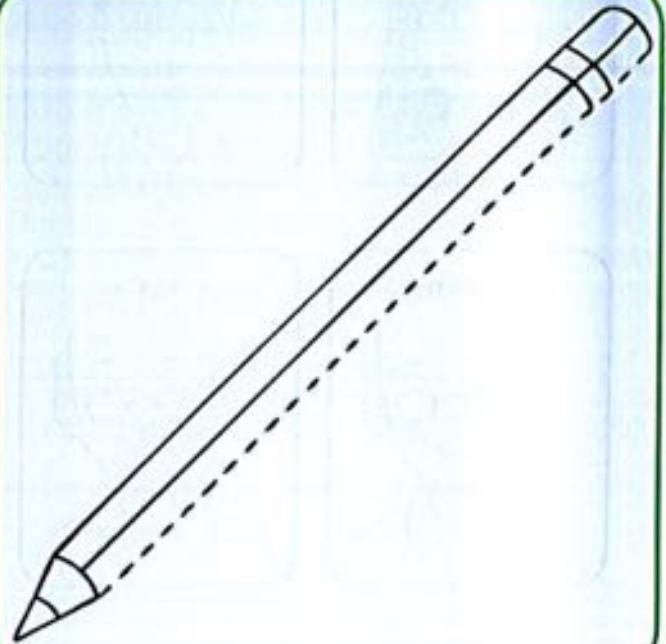

Review

1 Say and join.



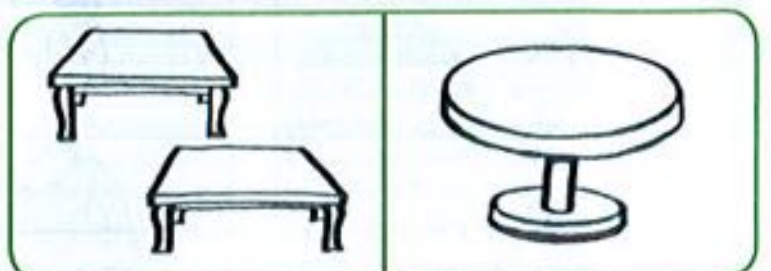

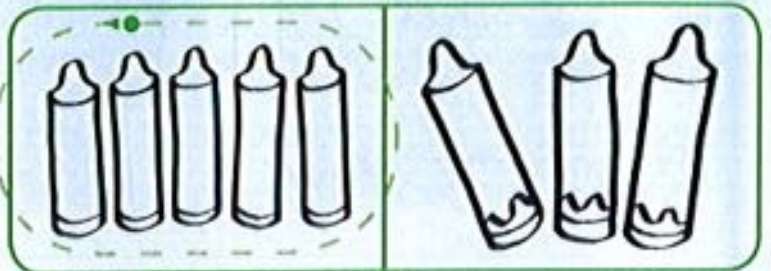
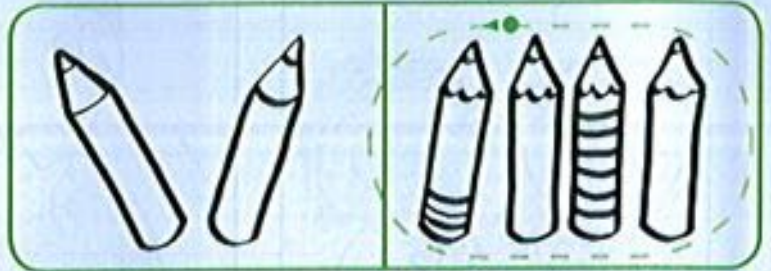
Lesson 1

1 Trace and say. Color.



Lesson 2

1 Say and circle. Color.



Lesson 3



موسسه زبان دهخدا
dehkhodaedu.com

Trace, say, and draw. Do.



Lesson 4

1 Match and say. Do.



Lesson 5


1 Match and say. Color.



1 Say and trace.

a b c d e f

2 Say and circle. Color.




e

f



e

f



E

F



E

F

Review

1 Find and circle. Say.



1 Say and color.

blue

green

orange

red

yellow


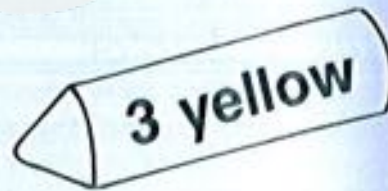
purple

Lesson 2




موسسه زبان دهخدا
dehkhodaedu.com

1 Look and color.



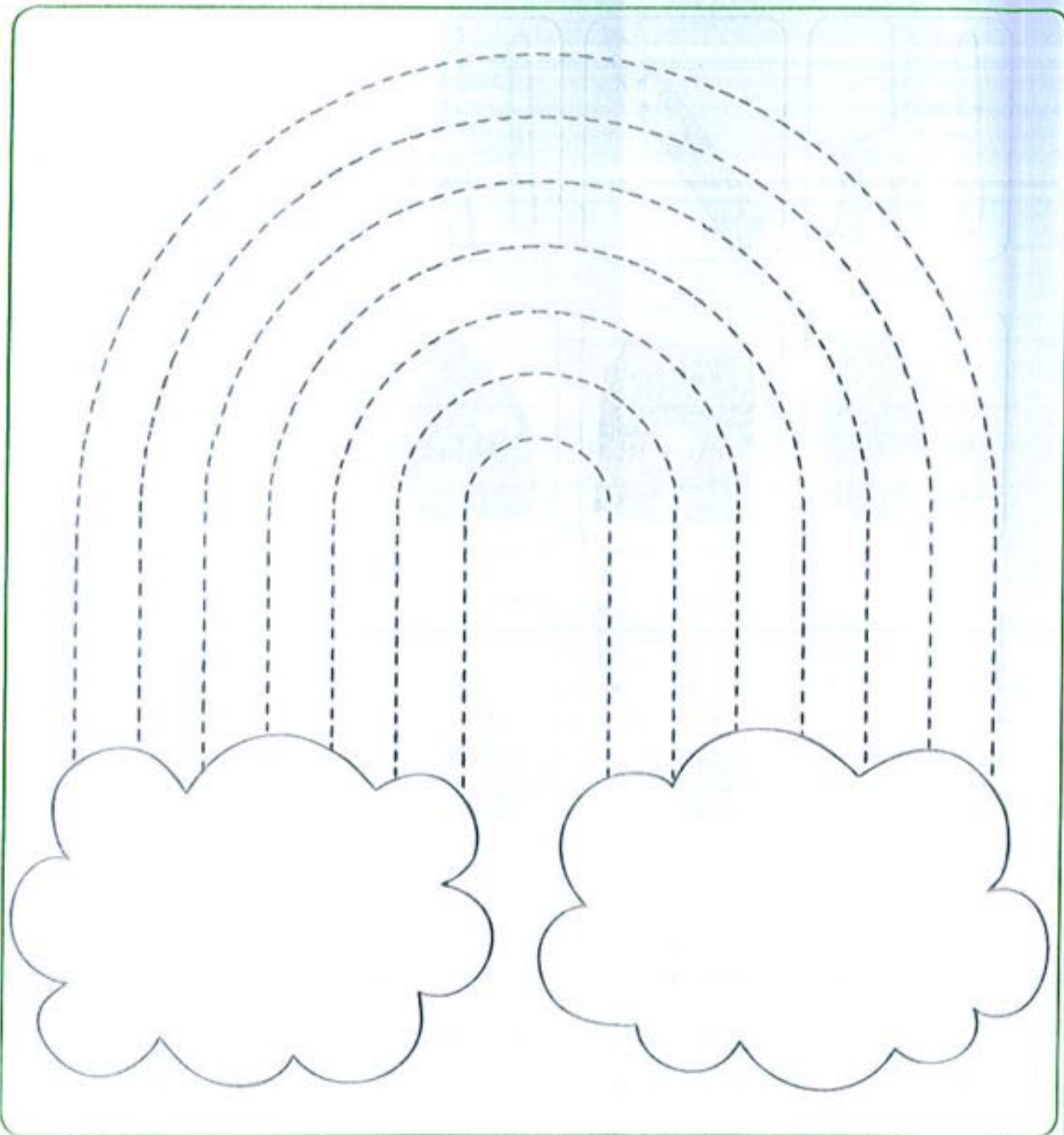
Lesson 3

1 Say and join.



Lesson 4

1 Trace and color. Sing.



Lesson 5

1 Match and say. Color.



Lesson 6

1 Trace and say. Color.

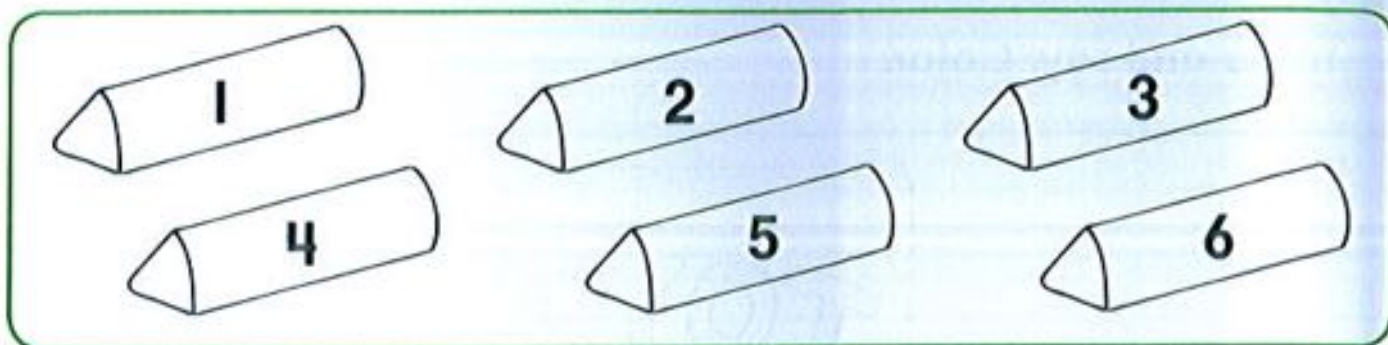
g H




h G



1 Choose and color. Say.




2 Look and color.




Lesson 1

1 Trace and say. Color.



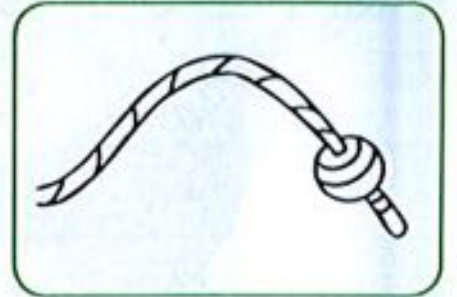
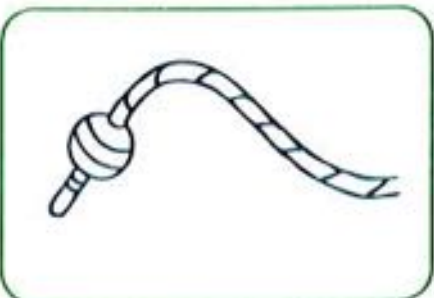
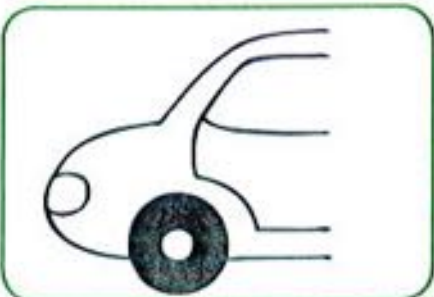
Lesson 2

1 Draw and color. Say.




Lesson 3

1 Match and say. Color.



1 Match and say. Color.



Lesson 5


1 Match and say. Color.



1 Say and trace.

a b c d e f g h i j k

2 Match and say. Color.




I i

J j

K k

Review

1 Find and circle. Say.



1 Trace and say. Color.



Lesson 2

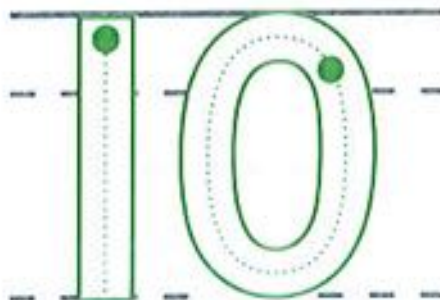
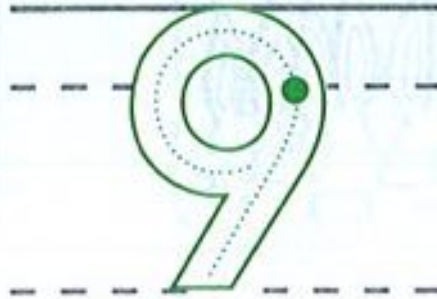
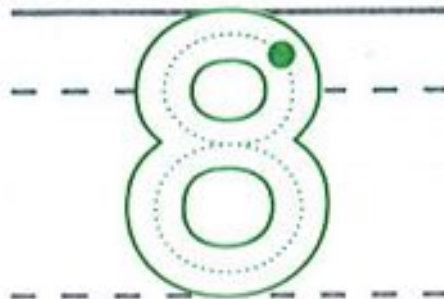
1 Draw and color. Say.



Lesson 3

1 Trace and say. Count.

1 2 3 4 5

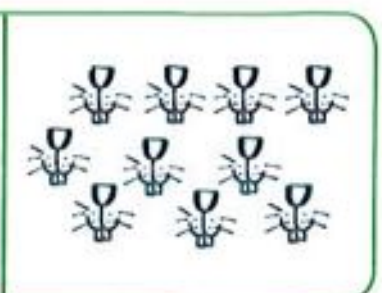
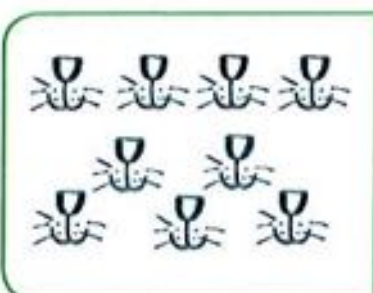
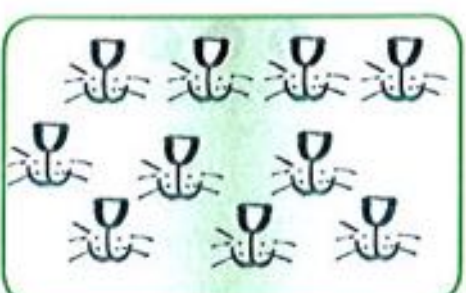
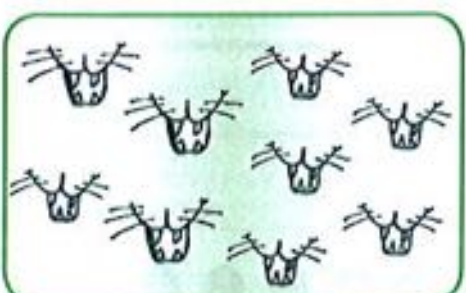
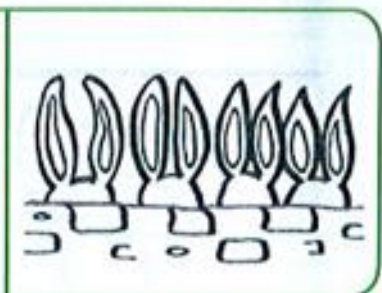

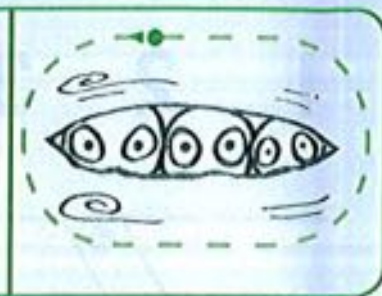
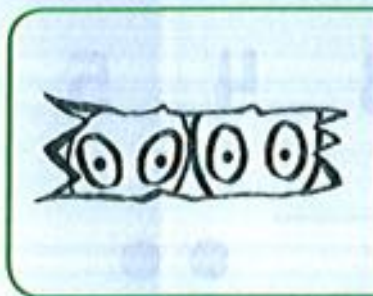
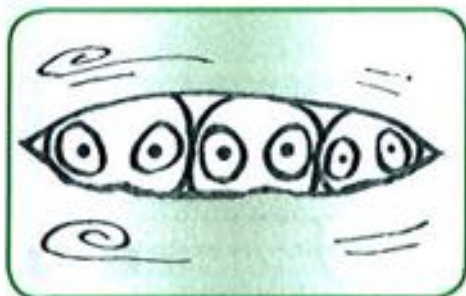


Lesson 4





موسسه زبان دهخدا
dehkhodaedu.com

1 Say and circle. Color.



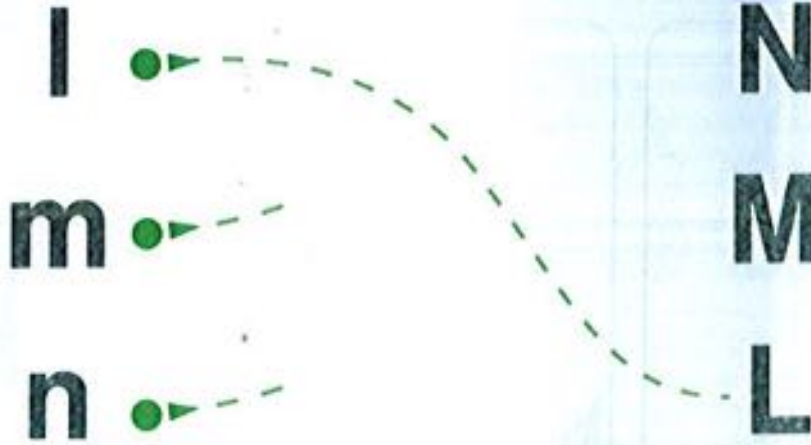
Lesson 5

1 Match and say. Color.




Lesson 6

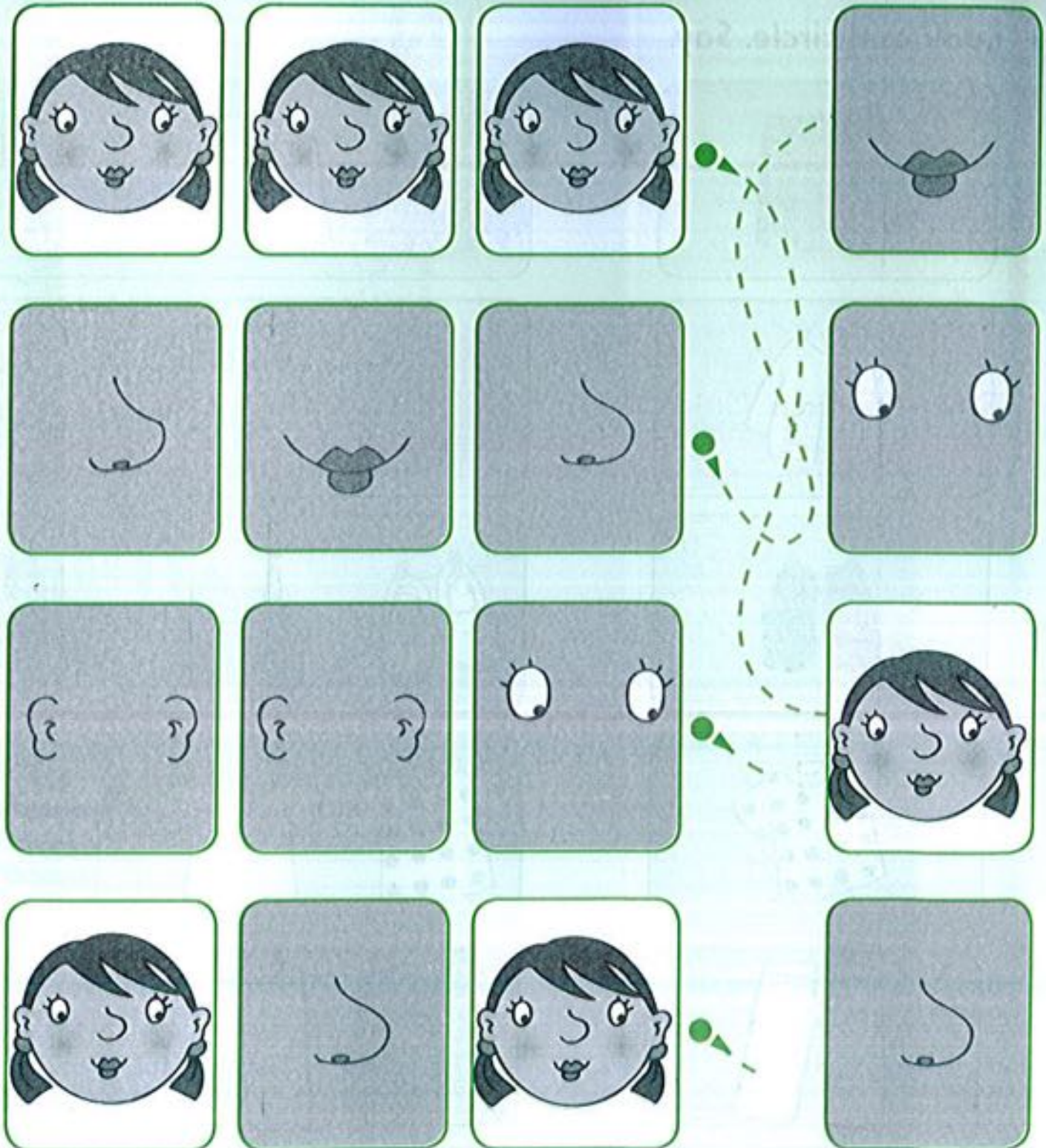
1 Say and match.



2 Say and circle. Color.


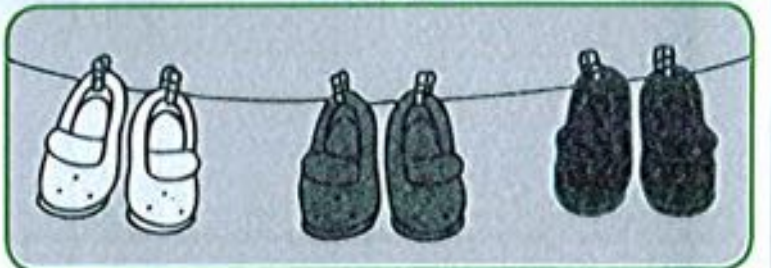


1 Say and join.



Lesson 1

1 Look and circle. Say.



Lesson 2

1 Find and circle. Say.



Lesson 3

1 Draw and color. Say.




Lesson 4

1 Trace and find. Match.



Lesson 5

1 Match and say. Color.



Lesson 6

1 Say and trace.


a b c d e f g h i j k l
m n o p q

2 Match and say. Color.



p

O



o

Q



q

P

Review

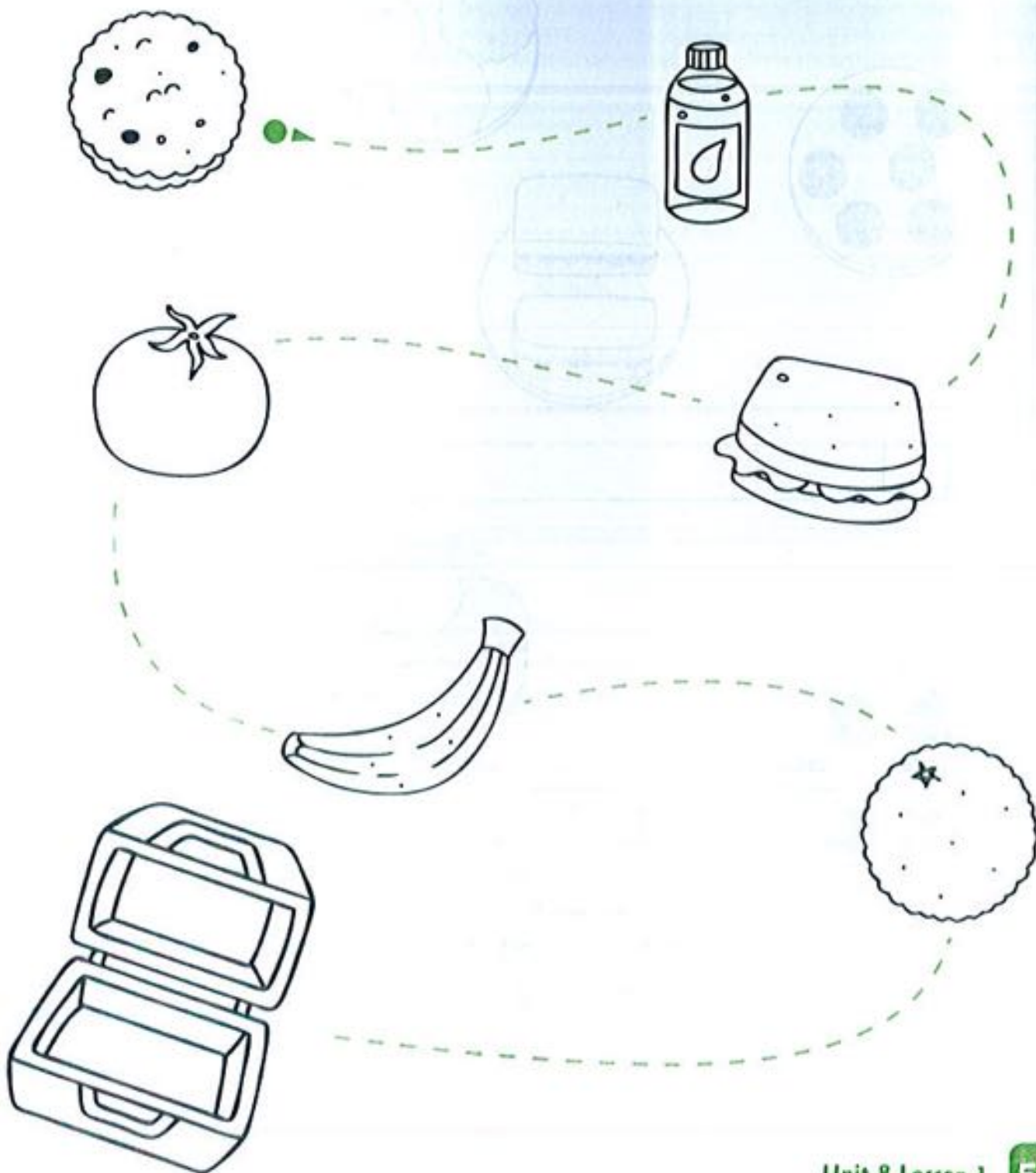


موسسه زبان دهخدا
dehkhodaedu.com

1 Say and join.





1 Trace and say. Color.



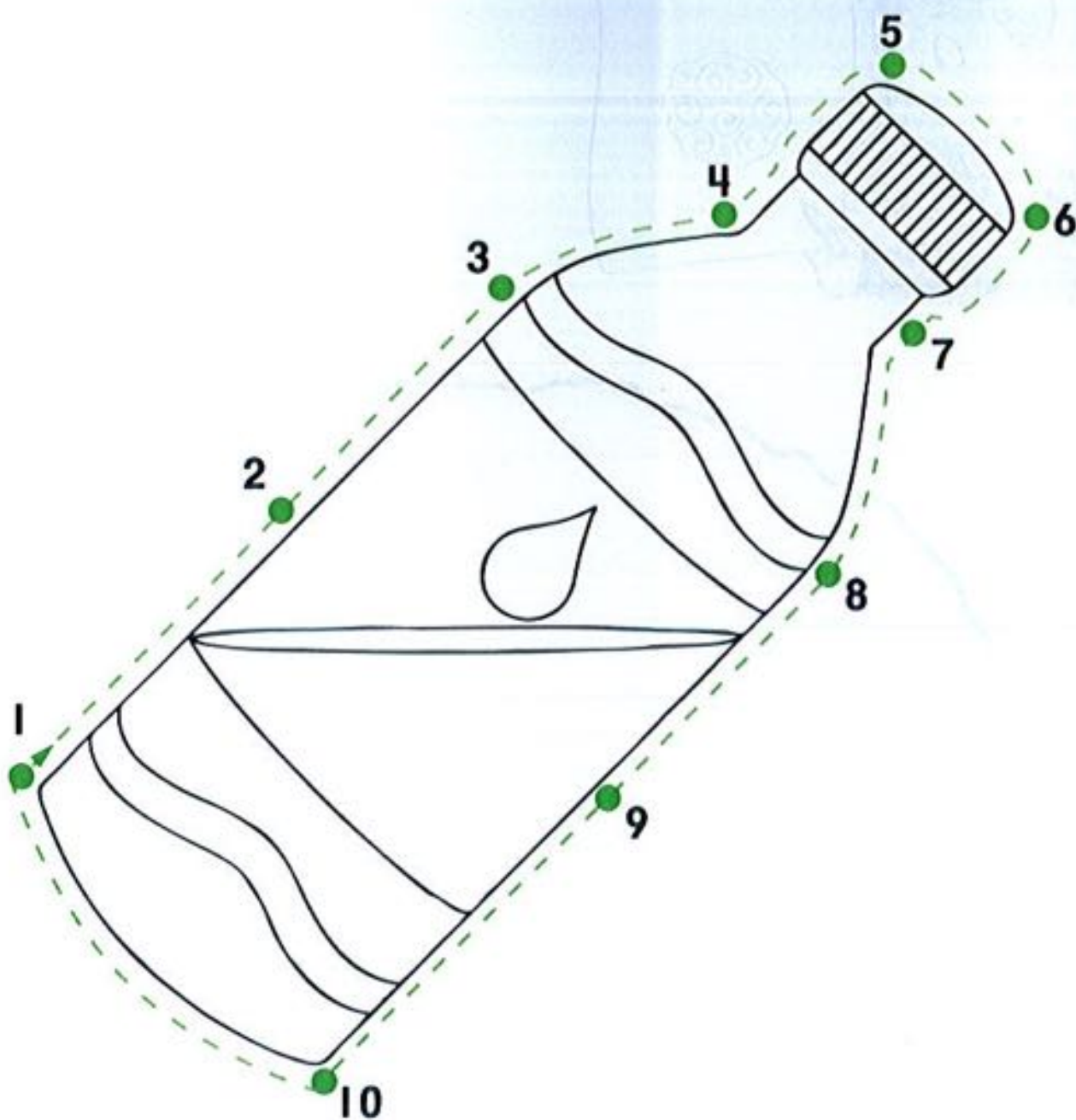
Lesson 2

1 Look and circle. Say.




Lesson 3

1 Join and say. Color.



Lesson 4

1 Draw your cookie and say.



Lesson 5

1 Match and say. Color.



Lesson 6

1 Say and match.

r



s



t



S

T

R

2 Say and circle. Color.



S

T

R

S


T

R

S

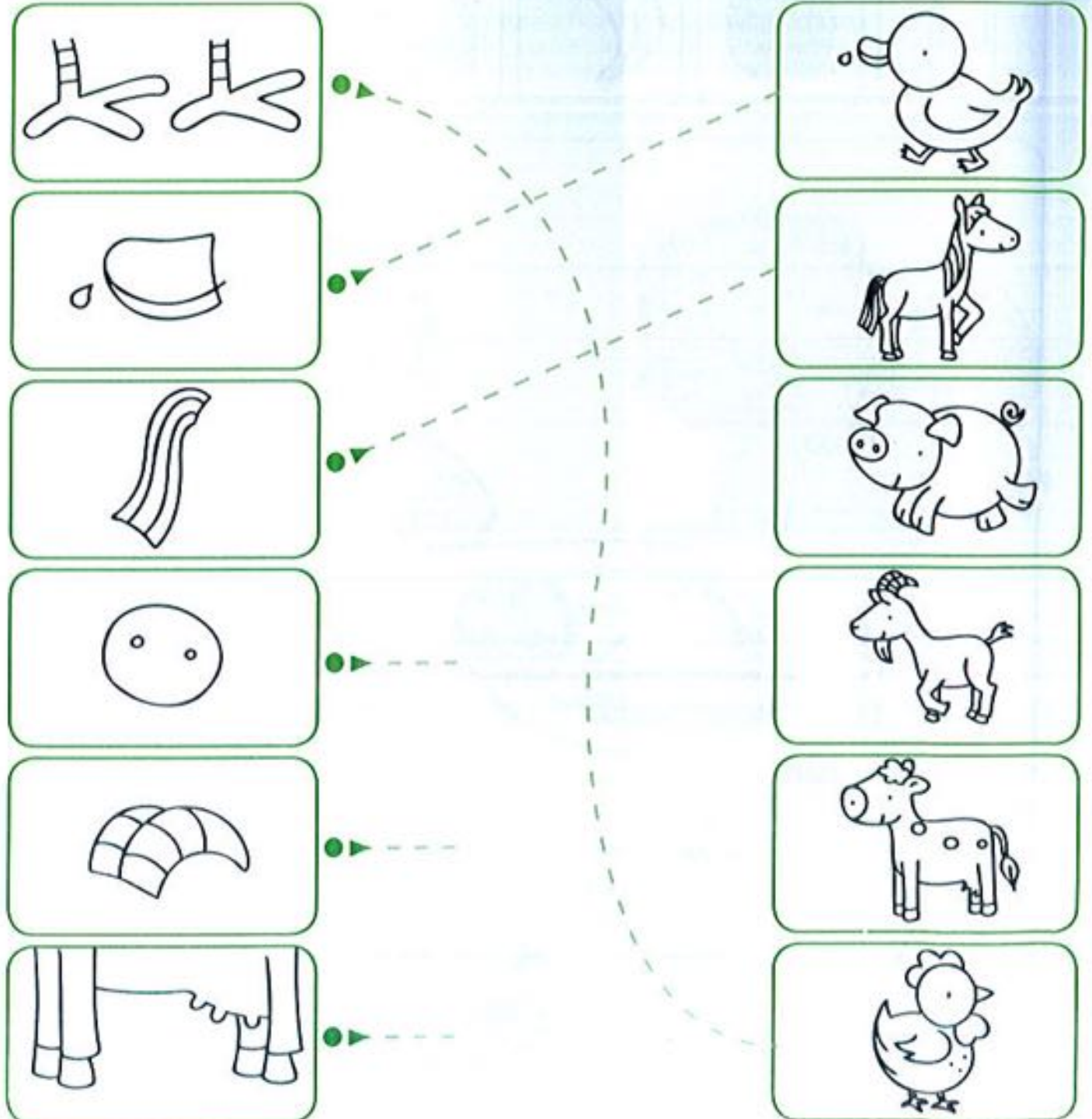
T

1 Find and circle. Say.



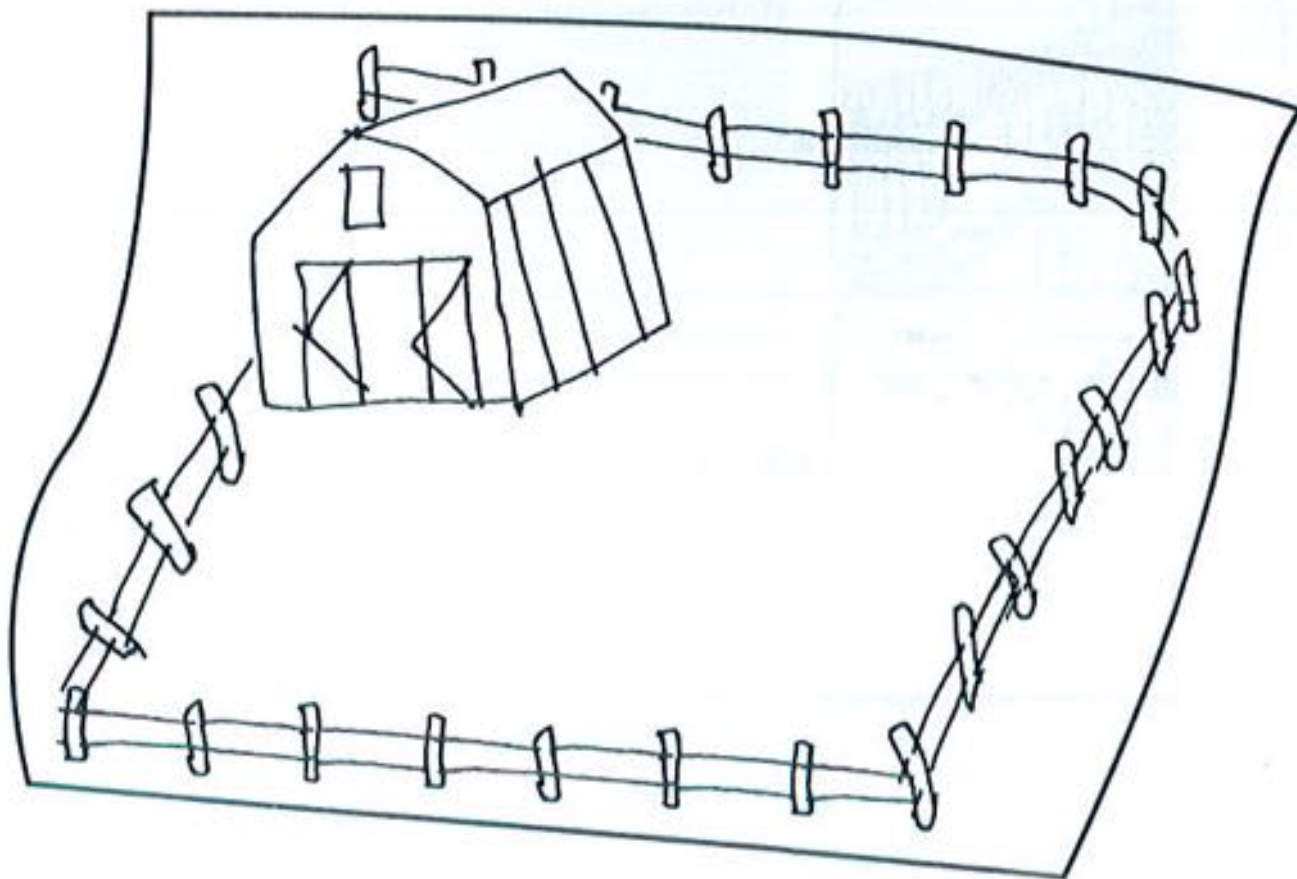
Lesson 1

1 Match and say. Color.



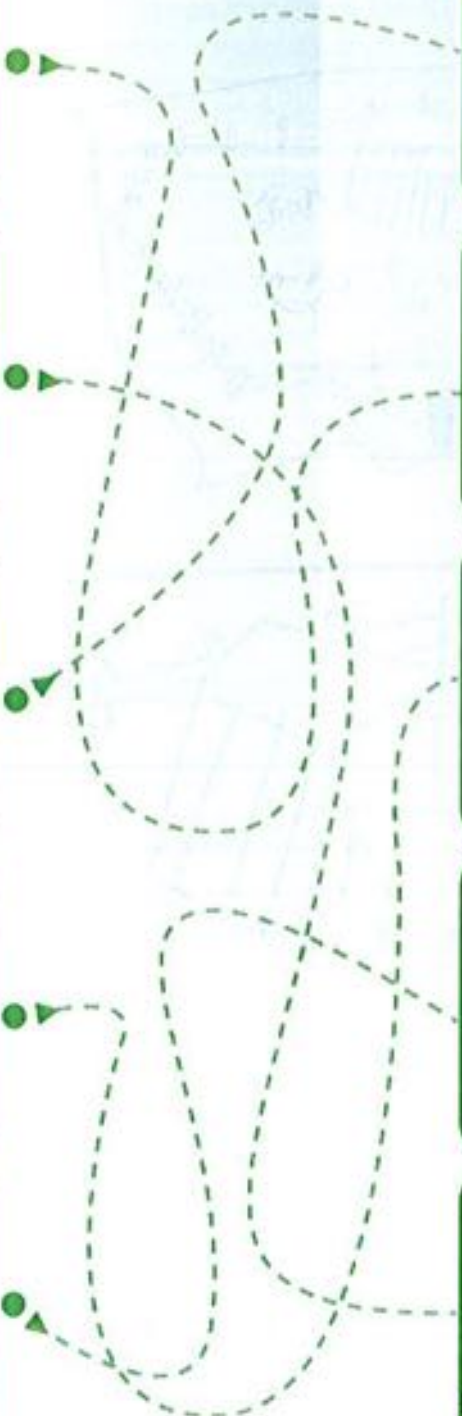

Lesson 2

1 Draw animals and say.





Lesson 3

1 Trace and say.



Lesson 4

1 Draw and say. Color.



Lesson 5

1 Match and say. Color.



Lesson 6

1 Say and trace.

a b c d e f g h i j k l
m n o p q r s t u v w

2 Match and say. Color.

u

W

v

U

w

V



Review

1 Say. Count and color.

7



9



6



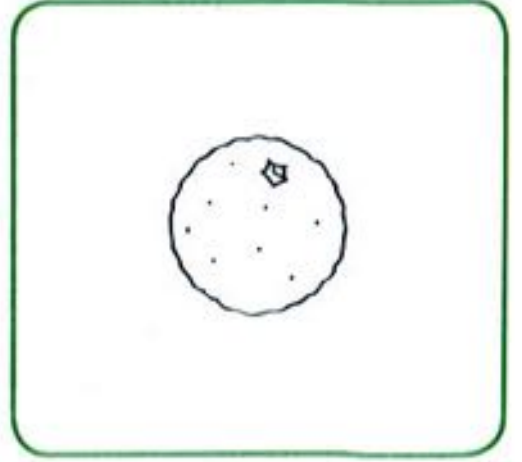



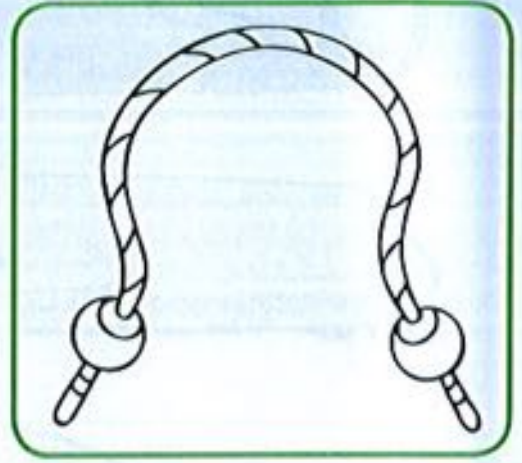
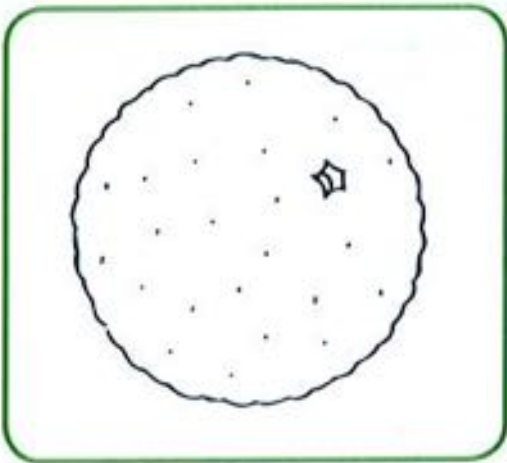
10



8

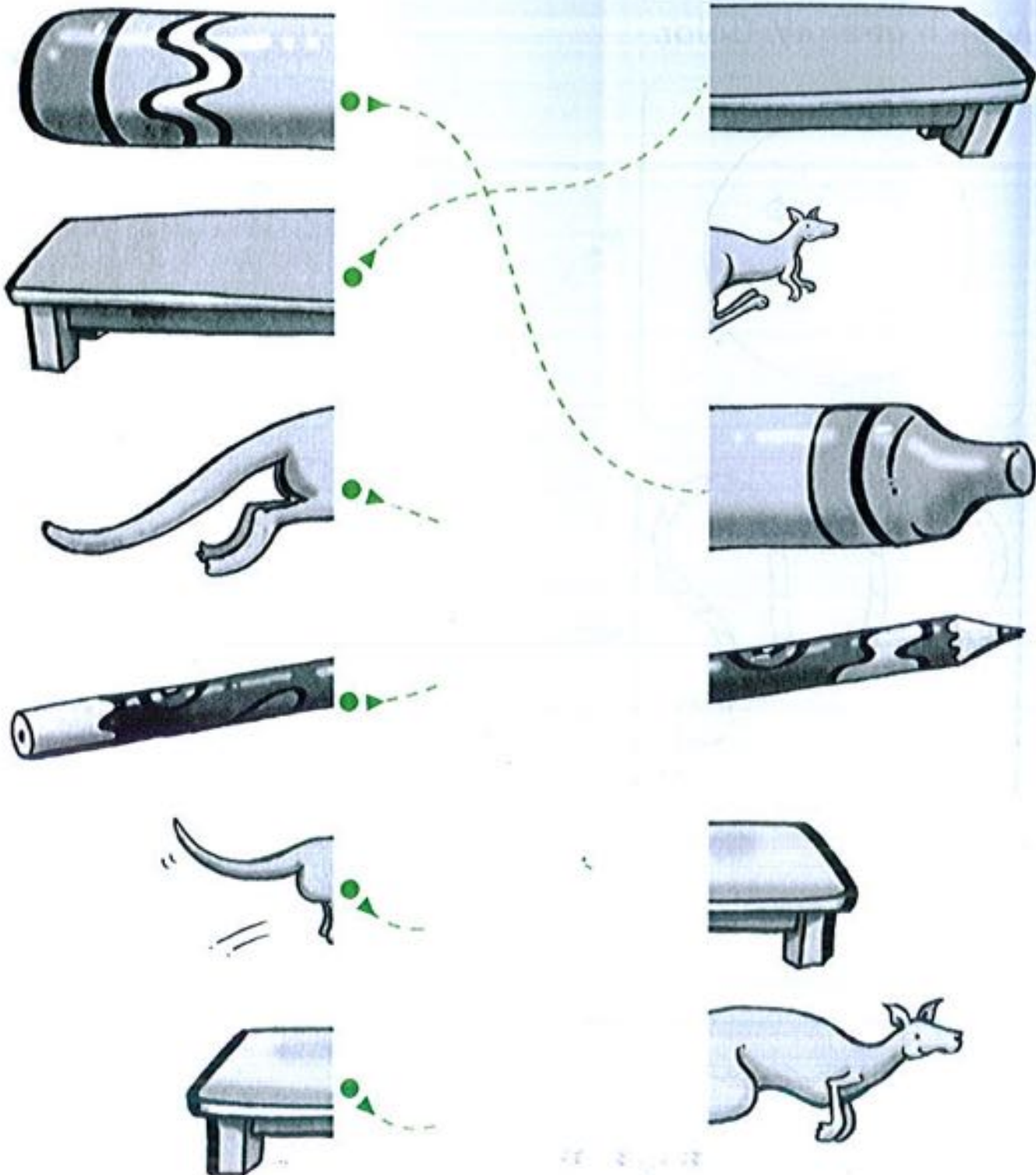


1 Match and say. Color.






Lesson 2

1 Match and say.




Lesson 3

1 Trace and say. Color.



Lesson 4

1 Match and say.



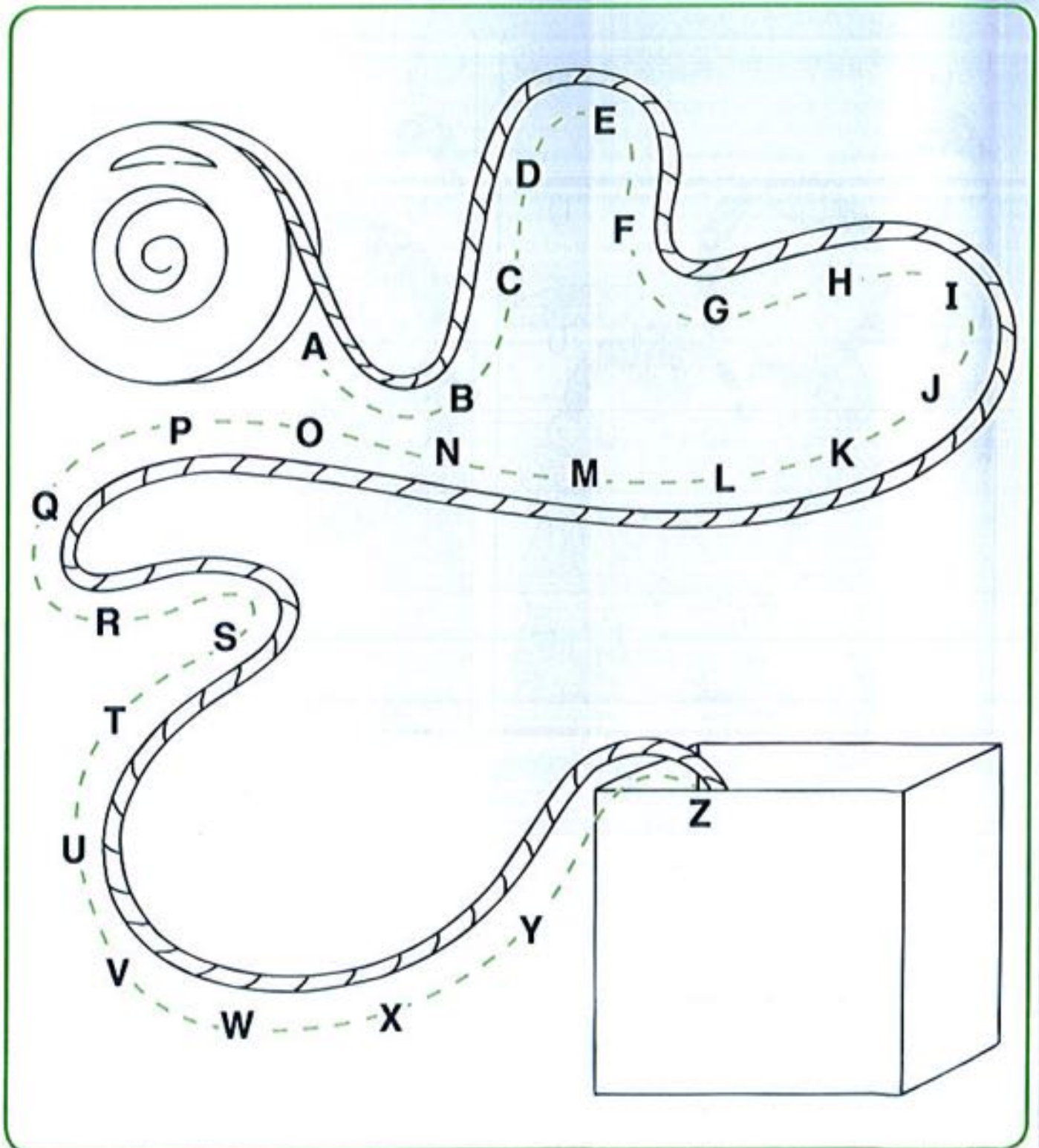
Lesson 5

1 Match and say. Color.





Lesson 6

1 Trace and say. Color.



1 Look and circle. Say.



Picture Dictionary

Aa



Bb



Cc



Dd



Ee



Ff



Gg



Hh



Ii



Jj



Kk



Ll



Mm



Nn



Oo



Pp



Qq



Rr



Ss



Tt



Uu



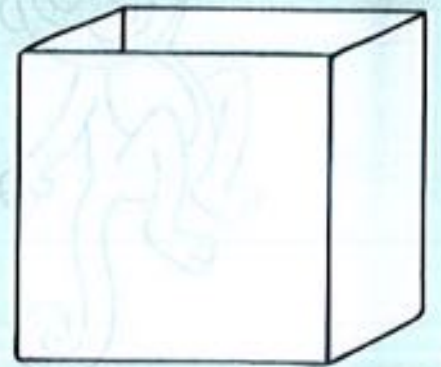
Vv



Ww



Xx



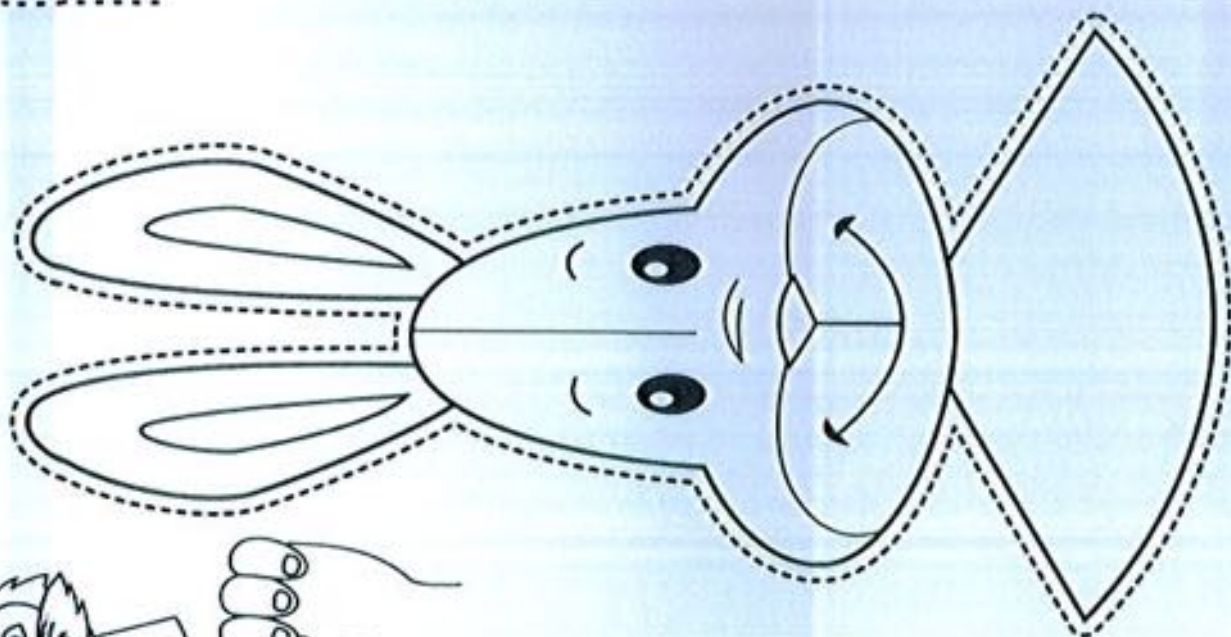




Yy



Zz







Songs

Unit 1

Lesson 1

Hello, hello, hello friends.
Hello, hello, how are you?
I'm fine, I'm fine, I'm fine,
Thank you!
I'm fine, I'm fine, I'm fine,
Thank you!

Hello, hello, hello friends.
Hello, hello, hello friends.
Hello, hello, hello friends.
Time to play today!

Lesson 3

Pat and Jig
Count to 2. 1... 2.

Pat and Jig
Clap for you.
1 (1 clap)
2 (2 claps)

Pat and Jig
Count to 3. 1... 2... 3.

Pat and Jig
Clap for me.
1 (1 clap)
2 (2 claps)
3 (3 claps)

Pat and Jig
Count to 4. 1... 2... 3... 4.

Pat and Jig
Clap some more.
1 (1 clap)
2 (2 claps)
3 (3 claps)
4 (4 claps)

Pat and Jig
Count to 5.
Pat and Jig
Ready to hide!
1... 2... 3... 4... 5!

Unit 2

Lesson 3

Who's this? Who's this?
It's my mom. It's my mom!

Who's this? Who's this?
It's my dad. It's my dad!

Who's this? Who's this?
It's my grandma. It's my
grandma!

Who's this? Who's this?
It's my grandpa. It's my
grandpa!

Unit 3

Lesson 3

Hello, children. Hello, children.
Quiet, please. Quiet, please.
Thank you. Thank you. Thank
you.
Thank you, children.

Hello, children. Hello, children.
Stand up, please. Stand up,
please.
Thank you. Thank you. Thank
you.
Thank you, children.

Unit 4

Lesson 3

It's a bag!
What color is it?
It's red!
Red! Red!

It's a book!
What color is it?
It's green!
Green! Green!

It's a chair!
What color is it?
It's yellow!
Yellow! Yellow!

It's a pencil!
What color is it?
It's blue!
Blue! Blue!

Lesson 4

Red and orange and yellow
too.
Rainbow colors for me and
you.
Colors for me, Colors for you
Rainbow colors for me and
you.

Green and blue and purple,
too.
Rainbow colors for me and
you.
Colors for me, Colors for you
Rainbow colors for me and
you.

Unit 5

Lesson 3

It's a purple doll.
It's a green doll.
It's an orange doll.
It's a blue doll.

It's a purple ball.
It's a green ball.
It's an orange ball.
It's a blue ball.
[repeat]

Unit 6

Lesson 3

1, 2, 3
Three noses
Look and see!
1, 2, 3, 4, 5, 6, 7
Seven ears
Listen, listen!
1, 2, 3, 4, 5, 6, 7, 8, 9, 10
Ten funny faces.
Count them again!

Unit 7

Lesson 3

These are pants.
These are pants.
These are pants.
And these are shoes.
These are shoes.
These are shoes.
These are shoes.
And this is a skirt.
This is a skirt.
This is a skirt.
This is a skirt.
And this is a T-shirt.

This is a T-shirt.
This is a T-shirt.
This is a T-shirt.
And this is me!

Lesson 4

It's red. It's yellow. It's purple.
It's blue.
It's my T-shirt!
I can paint! And so can you!
It's orange. It's green. It's
yellow. It's blue.
It's my T-shirt!
I can paint! And so can you!

Unit 8

Lesson 3

A sandwich for you.
A sandwich for me.
Mmm-mmm. Mmm-mmm.
A cookie for you.
A cookie for me.
Mmm-mmm. Mmm-mmm.

A tomato for you.
A tomato for me.
Mmm-mmm. Mmm-mmm.
A tomato for you.
A tomato for me.
Mmm-mmm. Mmm-mmm.
A banana for you.
A banana for me.
Mmm-mmm. Mmm-mmm.
Two oranges for you.
Two oranges for me.
Mmm-mmm. Mmm-mmm.

Unit 9

Lesson 3

Quack, quack, quack, quack.
Quack, quack, quack, quack.
Is it a duck? Is it a duck?
Yes, yes, yes! It's a...!
Moo, moo, moo, moo.
Moo, moo, moo, moo.
Is it a cow? Is it a cow?
Yes, yes, yes! It's a...!
Cluck, cluck, cluck, cluck.
Cluck, cluck, cluck, cluck.
Is it a chicken? Is it a chicken?
Yes, yes, yes! It's a...!
Neigh, neigh, neigh, neigh.
Neigh, neigh, neigh, neigh.
Is it a horse? Is it a horse?
Yes, yes, yes! It's a...!

Lesson 4

Hello, pig. Hello, pig.
Time to play. Time to play.
Oink... oink... oink...
Now run away!
Hello, pig. Hello, pig.
Time to play. Time to play.
Oink... oink... oink...
Now run away!

Unit 10

Lesson 3

It's small. It's long. It's brown,
too.
It's a violin. Here's some music
for you!
It's small. It's long. It's yellow,
too.
It's a banana. Here's some
food for you!
It's long. It's thin. It's fun, too.
It's a jump rope. Here's a toy
for you!

First Friends

*first for English, first for fun,
first for young children*

First Friends is a three-level course that makes the first years of learning English motivating and fun.

- The special phonics program is ideal for building letter-recognition skills and letter formation.
- Everyday English is taught through the context of important social values such as learning to share.
- Practical cross-curricular lessons link with other subjects such as math and science.
- Engaging activities focus on making connections and seeing patterns, improving critical thinking skills.



Oxford › making  digital sense

- Student Book with Student Audio CD featuring songs, stories and everyday English
- Activity Book
- Split editions A & B:
Student Book + Activity Book + Student Audio CD
- Teacher's Book
- Picture Cards
- Class Audio CD
- Oxford iTools: Digital Classroom Resources

OXFORD
UNIVERSITY PRESS

www.oup.com/elt

ISBN 978-0-19-443343-3



9 780194 433433