

American English


First Friends 2

Student Book

Susan Iannuzzi



موسسه زبان دهخدا
dehkhodaedu.com



OXFORD

Student Audio CD with songs,
stories, and everyday English

First Friends 2

Student Book



Susan Iannuzzi

OXFORD
UNIVERSITY PRESS

Level 2 Scope and Sequence

Topics & Objectives	Vocabulary	Structure	Values & Everyday English	Songs & Projects	Phonics
1 Hello (Greetings) • Say hello and introduce yourself	Adam Baz Jig Pat Tess 1–10 (review)	Hello / Hi. I'm ... Bye. How are you? I'm fine, thank you.	Being friendly Nice to see you. Nice to see you, too.	Lesson 2: Hello, Pat! Lesson 3: Point to Jig Lesson 6: a & b song	a apple b bird
2 My Classroom (Classroom objects) • Ask about and identify things	bin board chair door picture table window	What's this? It's a ...	Listening to the teacher Please put away your books and come here. Miss	Lesson 3: Look at Me Lesson 6: c & d song	c cat d dog
3 Playtime (Toys) • Identify possessions	balloon boat car doll game puzzle robot	This is my ... This is your ...	Learning to share Let's share. Here you are. Here you go.	Lesson 3: Doll and Robot Lesson 6: e & f song	e egg f fan
4 My Things (School possessions) • Ask someone's age • Ask about quantities	book eraser lunch box notebook pencil pencil box water bottle	How many ...? Plurals How old are you?	Taking care of things Take care of your jacket.	Lesson 3: How Many Pencils? Lesson 4: Count With Me. Lesson 6: g & h song Project: number collage	g girl h hand
5 Shapes and Colors • Describe the shape and color of objects	circle rectangle square triangle black brown pink white	It's (brown). It's a (pink) (triangle).	Being neat and tidy Clean up. Let's work together.	Lesson 3: Shapes and Colors Lesson 6: i, j, & k song	i insect j jar k kite



Topics & Objectives	Vocabulary	Structure	Values & Everyday English	Songs & Projects	Phonics
6 Pets <ul style="list-style-type: none"> Learn about different types of pets Guess animals 	<i>butterfly</i> <i>dog</i> <i>fish</i> <i>mouse</i> <i>rabbit</i> <i>snail</i> <i>turtle</i> <i>11-20 (introduction)</i>	<i>Is it a ...?</i> <i>Yes, it is.</i> <i>No, it isn't.</i>	Caring for pets <i>Come here, doggy.</i> <i>Here's your water.</i>	Lesson 3: How Many Butterflies? Lesson 6: I, m, & n song	<i>l</i> <i>lion</i> <i>m</i> <i>moon</i> <i>n</i> <i>nose</i>
7 My Closet (Clothes) <ul style="list-style-type: none"> Ask about and describe clothes by color 	<i>dress</i> <i>jeans</i> <i>shirt</i> <i>shoes</i> <i>shorts</i> <i>socks</i> <i>sweater</i>	<i>What color is it?</i> <i>It's ...</i> <i>What color are they?</i> <i>They're ...</i> <i>His / Her</i>	Helping out at home <i>Please pick up ...</i> <i>Please fold ...</i> <i>Sure.</i>	Lesson 3: Socks on the Bed Lesson 4: Butterfly, Butterfly Lesson 6: o, p, & q song Project: make a butterfly	<i>o</i> <i>octopus</i> <i>p</i> <i>pen</i> <i>q</i> <i>queen</i>
8 Me (Parts of the body) <ul style="list-style-type: none"> Identify and count parts of the body 	<i>arms</i> <i>fingers</i> <i>hair</i> <i>head</i> <i>knees</i> <i>legs</i> <i>toes</i>	<i>I have ...</i>	Playing respectfully <i>Not so loud, please.</i> <i>Sorry, Dad.</i>	Lesson 3: How Many Toes? Lesson 6: r, s, & t song	<i>r</i> <i>radio</i> <i>s</i> <i>star</i> <i>t</i> <i>tent</i>
9 Family (Family members) <ul style="list-style-type: none"> Name family members Describe family relationships 	<i> aunt</i> <i>cousin</i> <i>dad</i> <i>grandma</i> <i>grandpa</i> <i>mom</i> <i>uncle</i>	<i>He / She is ...</i> <i>They are ...</i> <i>We are ...</i>	Loving your family <i>I love you, (Grandpa).</i> <i>We love you, too.</i>	Lesson 3: Look at my Pictures Lesson 6: u, v, & w song	<i>u</i> <i>umbrella</i> <i>v</i> <i>van</i> <i>w</i> <i>water</i>
10 My Party (Various foods) <ul style="list-style-type: none"> Talk about likes and dislikes 	<i>cake</i> <i>candy</i> <i>ice cream</i> <i>juice</i> <i>pizza</i> <i>sandwich</i> <i>spaghetti</i>	<i>I like ...</i> <i>I don't like ...</i>	Waiting your turn <i>Is it my turn?</i> <i>Just a minute, please.</i>	Lesson 3: Happy Birthday Lesson 4: A Present for You Lesson 6: x, y, & z song Project: make a birthday mobile	<i>x</i> <i>fox</i> <i>y</i> <i>yogurt</i> <i>z</i> <i>zebra</i>



Unit
1

Hello



موسسه زبان دهخدا
dehkhodaedu.com


Vocabulary

Lesson 1

Listen and say. 1

Listen and find. 2

Look and say.



Tess



Structure

Lesson 2

Point and say.

Listen and say. ♪ 3

Sing. ♪ 4

Baz



Pat

Jig



Adam



Structure: Hello. I'm ... Hi. How are you? I'm fine, thank you. Bye.

Unit 1 Lesson 2

5

Song

Lesson 3

Listen and sing. ➡ 5

Sing and do. ➡ 5

Trace. Count and match.

1

one

2

two

3


three

4

four

5

five



6

six

7

seven

8

eight

9

nine

10

ten



Sit Down, Jig

Story


Lesson 4

Look and say.


Listen. ♪6

Listen and act. ♪6




 Hello, Pat! Stand up!




 Clap, Pat, clap!



 It's Baz! Sit down, Jig!



 Hello, Pat! Hello, Jig.

Review: Hello. Sit down. Stand up. It's ...

Unit 1 Lesson 4

7



موسسه زبان دهخدا
dehkhodaedu.com

Values

Lesson 5

Listen and say. ♡ 7

Say and do.

Act.

Hello, Hannah.
Nice to see you.

Hello, Miss Page.
Nice to see you, too.

a b c d e f g h i j k l m n
o p q r s t u v w x y z

Phonics

Lesson 6

Learn the sounds.

Sing. 8

Find.

Aa



apple

Bb



bird



Phonics: **a** apple, **b** bird

Unit 1 Lesson 6

9

Unit
2

My Classroom

Vocabulary

Lesson 1

Listen and say. ➡ 9

Listen and find. ➡ 10

Look and say.





board

Aa Bb

Structure

Lesson 2

Point and say.

Listen and say. 🎧 11

Say and do.

door

picture

Structure: *What's this? It's a ...*

Unit 2 Lesson 2



Song

Lesson 3

Listen and sing. ♪ 12

Sing and do. ♪ 12

Think and group.





What's This?

Story

Lesson 4

Look and say.

Listen. 13

Listen and act. 13



What's this?
 It's a chair.



What's this?
 It's a door.



What's this?
 It's a bin.



What's this?
 It's a dog! Woof! Woof!

Review: Hello. Sit down. Stand up. It's ... New: dog

Unit 2 Lesson 4

13



موسسه زبان دهخدا
dehkhodaedu.com

Values

Lesson 5

Listen and say. 14

Say and do.

Act.

Please put away your books and come here.

Yes, Miss Page.




a b **c d** e f g h i j k l m n
o p q r s t u v w x y z

Phonics

Lesson 6

Learn the sounds.

Sing.  15

Find.

Cc



cat

Dd



dog



Unit
3

Playtime

Vocabulary

Lesson 1

Listen and say. ➡ 16

Listen and find. ➡ 17

Look and say.

boat

puzzle

doll

game



موسسه زبان دهخدا
dehkhodaedu.com

Structure

Lesson 2

Point and say.
Listen and say. ۱۸
Say and do.

balloon

robot

car

Structure: *This is my ... This is your ...*

Unit 3 Lesson 2

17

Song

Lesson 3

Listen and sing. ♪ 19

Sing and do. ♪ 19

Think and match.





Jig and the Balloon

Story

Lesson 4

Look and say.

Listen. ⬇ 20

Listen and act. ⬇ 20



Hello, Pat!

Hi, Jig!




This is my balloon.

This is my car.



Sit down, Jig.

OK.



Get ready. 5, 4, 3, 2, 1!

Goodbye!

Review: Hello. Goodbye. Sit down. This is my ...

Unit 3 Lesson 4

19


Values

Lesson 5

Listen and say. 🗣️ 21

Say and do.

Act.



Let's share.
Here you are.

Thank you.
Here you go.

a b c d **e f** g h i j k l m
n o p q r s t u v w x y z

Phonics

Lesson 6

Learn the sounds.

Sing. ♪ 22

Find.

Ee




egg

Ff



fan



Phonics: e egg, f fan

Unit 3 Lesson 6

21

Unit
4

My Things



مؤسسه زبان دهخدا
dehkhodaedu.com

Vocabulary

Lesson 1

Listen and say. ➤ 23

Listen and find. ➤ 24

Look and say.



3

4

5

Structure

Lesson 2

Point and say.

Listen and say. 25

Say and do.

notebook

pencil

pencil box

eraser

Structure: How many ...? How old are you?

Unit 4 Lesson 2

23


Song

Lesson 3

Listen and sing. 🎧 26

Sing and do. 🎧 26

Think and group.






Project

Lesson 4

Look and say.

Make.

Sing.  27



Values

Lesson 5

Listen and say. 🎧 28

Say and do.

Act.



Take care of
your jacket.



Thank you.



a b c d e f **g h** i j k l m n
o p q r s t u v w x y z

Phonics

Lesson 6

Learn the sounds.

Sing.  29

Find.

Gg



girl

Hh



hand



Phonics: **g** girl, **h** hand

Unit 4 Lesson 6

27

Unit
5

Shapes and Colors

Vocabulary

Lesson 1

Listen and say. ➡ 30

Listen and find. ➡ 31

Look and say.

circle



square



brown



pink





موسسه زبان دهخدا
dehkhodaedu.com

Structure

Lesson 2

Point and say.

Listen and say. 32

Say and do.

rectangle

triangle

black

white

Structure: *It's (brown). It's a (pink) (triangle).*

Unit 5 Lesson 2

29

Song

Lesson 3

Listen and sing. 🎧 33

Sing and do. 🎧 33

Think and count.





It's a Red Hat!

Story

Lesson 4


Look and say.

Listen. • 34

Listen and act. • 34



What's this? It's a red hat.



It's a red and white hat!



It's a red, white, and pink hat!



It's Jig in a hat!

Review: *What's this? It's a (red) and (white) ...* New: *hat*

Unit 5 Lesson 4

31

Values

Lesson 5

Listen and say. 35

Say and do.

Act.

Clean up!

Let's work together.



a b c d e f g h **i j k** l m
n o p q r s t u v w x y z

Phonics

Lesson 6

Learn the sounds.

Sing. ♪ 36

Find.

Ii



insect

Jj




jar

Kk



kite



Phonics: *i* insect, *j* jar, *k* kite

Unit 5 Lesson 6

33

Unit
6

Pets



موسسه زبان دهخدا
dehkhodaedu.com

Vocabulary

Lesson 1

Listen and say. 🎧 37

Listen and find. 🎧 38

Look and say.

rabbit

turtle

mouse

dog

butterfly

Structure

Lesson 2

Point and say.

Listen and say. 🎧 39

Say and do.

**Pet
Store**
OPEN



Structure: *Is it a ...? Yes, it is / No, it isn't.*

Unit 6 Lesson 2

35


Song

Lesson 3

Listen and sing. ♪ 40

Sing and do. ♪ 40

Think and match.





Is it a Rabbit?

Story

Lesson 4


Look and say.

Listen. ➡ 41


Listen and act. ➡ 41



Is it a rabbit?
No, it isn't.



Is it a fish?
No, it isn't.



Is it a mouse?
No, it isn't.



Look. It's a dog!

Review: rabbit, fish, mouse, dog, Is it a ...? No, it isn't.

Unit 6 Lesson 4

37

Values

Lesson 5

Listen and say. 42

Say and do.

Act.

Come here,
Here's your water.



موسسه زبان دهخدا
dehkhodaedu.com



a b c d e f g h i j k **l m n**
o p q r s t u v w x y z

Phonics

Lesson 6

Learn the sounds.

Sing.  43

Find.

L l



lion

M m




moon

N n



nose



Phonics: **l** lion, **m** moon, **n** nose

Unit 6 Lesson 6

39

Unit
7

My Closet

Vocabulary

Lesson 1

Listen and say. 🎧 44

Listen and find. 🎧 45

Look and say.



Structure

Lesson 2

Point and say.

Listen and say. 46

Say and do.

jeans

sweater

shoes

Structure: What color is it? It's ... What color are they? They're ...

Unit 7 Lesson 2

41


Song

Lesson 3

Listen and sing. 47

Sing and do. 47

Think and match.





موسسه زبان دهخدا
dehkhodaedu.com

Project

Lesson 4

Make.

Sing. 48

Sing and do. 48

1



2



3



4



Cross-curricular Project: Science – make a butterfly Lyrics: AB p.79

Unit 7 Lesson 4

43

Values

Lesson 5

Listen and say. 49

Say and do.

Act.



Please pick up your shirt.
Please fold your clothes.

Sure, Dad.

a b c d e f g h i j k l m n

o p q r s t u v w x y z

Phonics

Lesson 6

Learn the sounds.

Sing. ♪ 50

Find.

O o



octopus

P p



pen

Q q



queen



Phonics: **o** octopus, **p** pen, **q** queen

Unit 7 Lesson 6

45

Unit
8

Me


Vocabulary

Lesson 1

Listen and say. ➡ 51

Listen and find. ➡ 52

Look and say.



head

legs

Structure

Lesson 2

Point and say.

Listen and say. ➡ 53

Say and do.



Structure: I have ...

Unit 8 Lesson 2

47

Song

Lesson 3

Listen and sing. 54

Sing and do. 54

Think and match.





I Have Ten Fingers!

Story

Lesson 4


Look and point.

Listen and say. ♪ 55


Listen and act. ♪ 55



You have a rabbit!



You have a dog!



You have a butterfly!



Now, I have two hands and ten fingers!

Review: butterfly, dog, fingers, hands, rabbit, I have ...

Unit 8 Lesson 4

49

Values

Lesson 5

Listen and say. 56

Say and do.

Act.

Not so loud, please.

Sorry, Dad.



a b c d e f g h i j k l m n
o p q **r s t** u v w x y z

Phonics

Lesson 6

Learn the sounds.

Sing. ♪ 57

Find.

Rr



radio

Ss



star

Tt



tent



Phonics: **r** radio, **s** star, **t** tent

Unit 8 Lesson 6

51

Unit
9

Family


Vocabulary

Lesson 1

Listen and say. 🎧 58

Listen and find. 🎧 59

Look and say.



Structure

Lesson 2

Point and say.

Listen and say. ⚡ 60

Say and do.

dad

grandma

grandpa

Structure: He / She is ... They are ...

Unit 9 Lesson 2

53


Song

Lesson 3

Listen and sing. 🎧 61

Sing and do. 🎧 61

Think and find.



This is My Family!

Story

Lesson 4

Look and say.

Listen. ♫ 62

Listen and act. ♫ 62




They are my dad and my mom.
Wow!



This is grandma and grandpa!
Wow!



This is ...
You, Tess! You're a baby!



No, it isn't Tess. It's me!
Sorry, Baz!

Review: dad, grandma, grandpa, mom, This is ... They are ... New: baby

Unit 9 Lesson 4

55

Values

Lesson 5

Listen and say. 63

Say and do.

Act.

I love you, Grandma.
I love you, Grandpa.

We love you, too.



a b c d e f g h i j k l m
n o p q r s t **u v w** x y z

Phonics

Lesson 6

Learn the sounds.

Sing. 64

Find.

U u

V v

W w



umbrella



van



water



Phonics: **u** umbrella, **v** van, **w** water

Unit 9 Lesson 6

57

My Party

Vocabulary

Lesson 1

Listen and say. ➡ 65

Listen and find. ➡ 66

Look and say.

Happy
Birthday

candy

spaghetti

sandwich

ice cream

Structure

Lesson 2

Point and say.

Listen and say. 67

Say and do.



Structure: *I like ... I don't like ...*

Unit 10 Lesson 2 59

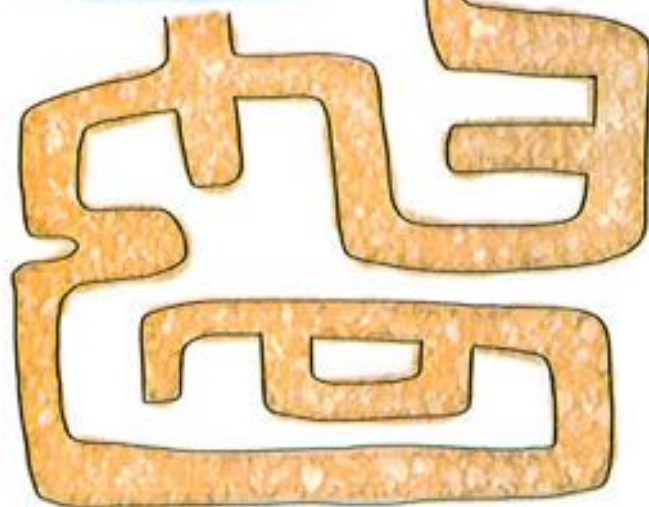
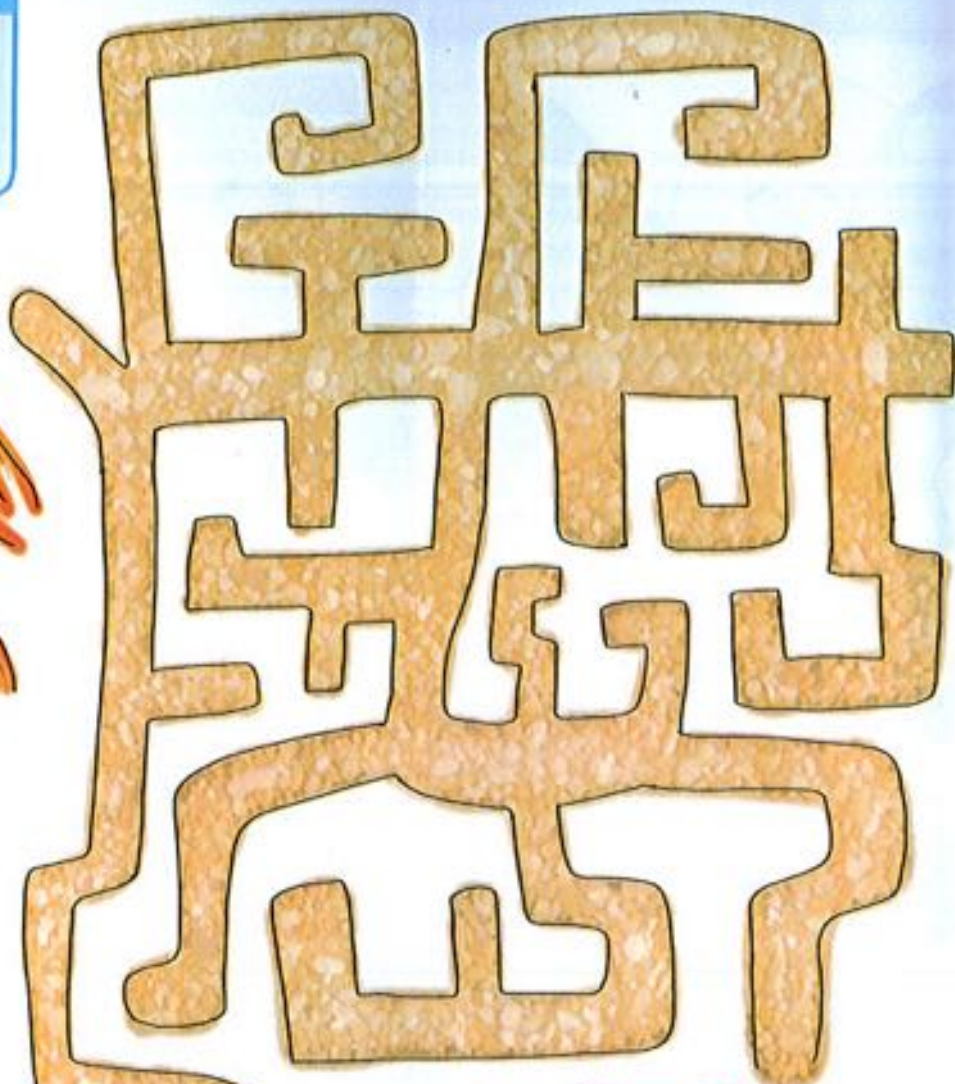
Song

Lesson 3

Listen and sing. ▶▶ 68

Sing and do. ▶▶ 68

Think and find.




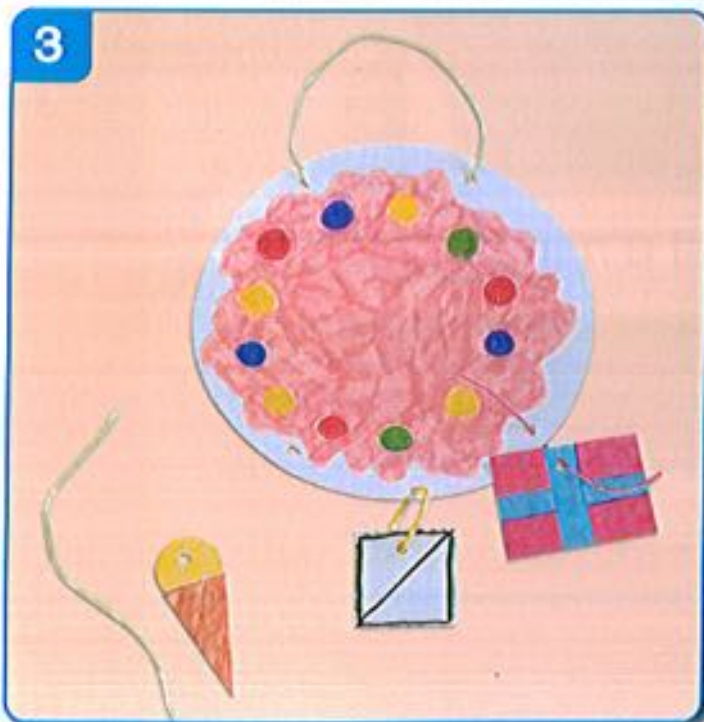
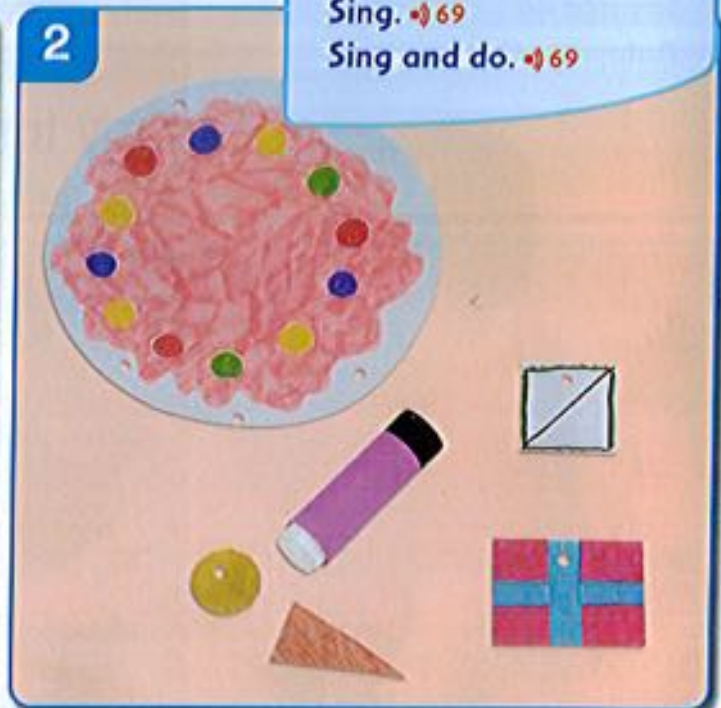

Project

Lesson 4

Make.

Sing. • 69

Sing and do. • 69



Cross-curricular Project: Art – a birthday mobile Lyrics: AB p.79

Unit 10 Lesson 4 61

Values

Lesson 5

Listen and say. ➡ 70

Say and do.

Act.

Is it my turn?

Just a minute, please.



a b c d e f g h i j k l m
n o p q r s t u v w **x y z**

Phonics

Lesson 6

Learn the sounds.

Sing. 🎵 71

Find.

Xx



fox

Yy



yogurt

Zz



zebra



Phonics: **x** fox, **y** yogurt, **z** zebra

Unit 10 Lesson 6

63

OXFORD

UNIVERSITY PRESS

Great Clarendon Street, Oxford, OX2 6DP, United Kingdom

Oxford University Press is a department of the University of Oxford.
It furthers the University's objective of excellence in research, scholarship,
and education by publishing worldwide. Oxford is a registered trade
mark of Oxford University Press in the UK and in certain other countries

© Oxford University Press 2011

The moral rights of the author have been asserted

First published in 2011

2015 2014 2013 2012 2011

10 9 8 7 6 5 4 3 2 1

No unauthorized photocopying

All rights reserved. No part of this publication may be reproduced, stored
in a retrieval system, or transmitted, in any form or by any means, without
the prior permission in writing of Oxford University Press, or as expressly
permitted by law, by licence or under terms agreed with the appropriate
reprographics rights organization. Enquiries concerning reproduction outside
the scope of the above should be sent to the ELT Rights Department, Oxford
University Press, at the address above

You must not circulate this work in any other form and you must impose
this same condition on any acquirer

Links to third party websites are provided by Oxford in good faith and for
information only. Oxford disclaims any responsibility for the materials
contained in any third party website referenced in this work

ISBN: 978 0 19 443336 5 Student's Book

ISBN: 978 0 19 443345 7 Pack

Printed in China

Reprinted 2012

This book is printed on paper from certified and well-managed sources

ACKNOWLEDGEMENTS

The publisher would like to thank the following for permission to reproduce photographs:

Alamy pp.14 (students/Gabe Palmer), 20 (insect/Dan Burton, horse/Junior's
Bildarchiv), 32 (leaves/LHB Photo), 50 (eggs/David Lee, soup/Pixmann),
56 (clown/John McKenna, acrobat/supershoot); Argos Direct p.38 (slide);
Corbis UK Ltd. pp.8 (Dad/Patrick Lane/Somos Images), 21 (bath/Heide
Benier), 50 (white girl/Image Source, yoghurt/Maximilian Stock Ltd/The Food
Passionates), 56 (trapeze/John Lund/Blend Images, juggler/Jon Hrusa/Upa);
Getty Images pp.8 (grandparents/Comstock), 14 (drum/Dave King), 20 (rabbit/
Comstock), 32 (tree/Travelif), 50 (african boy/Ryan McVay); GLTC p.38 (car),
38 (trundle); iStockphoto pp.50 (toast/Svetlana Foote), 57 (bun/Davide
Chiariro); Oxford University Press p.8 (girl/Photodisc); Photolibrary Group
pp.14 (teacher/Image100), 32 (cactus/Wendy Connett), 44 (underwater scene),
50 (hispanic boy/Fotosearch Premium); Shutterstock pp.45 (wig/Gladskikh
Tatiana), 50 (asian girl/Grafica).

Cover illustration by: Paul Gibbs

Main illustrations by: Paul Gibbs

All commissioned photography by: Graham Adler at MM Studios pp.07, 13, 19, 26,
25, 31, 37, 43, 44, 49, 55, 61

With special thanks to staff and pupils at Long Furlong Primary School,
Abingdon.

First Friends

*first for English, first for fun,
first for young children*

First Friends is a three-level course that makes the first years of learning English motivating and fun.

- The special phonics program is ideal for building letter-recognition skills and letter formation.
- Everyday English is taught through the context of important social values such as learning to share.
- Practical cross-curricular lessons link with other subjects such as math and science.
- Engaging activities focus on making connections and seeing patterns, improving critical thinking skills.



Oxford ›making  digital sense

- Student Book with Student Audio CD featuring songs, stories and everyday English
- Activity Book
- Split editions A & B:
Student Book + Activity Book + Student Audio CD
- Teacher's Book
- Picture Cards
- Class Audio CD
- Oxford iTools: Digital Classroom Resources

OXFORD
UNIVERSITY PRESS

www.oup.com/elt

ISBN 978-0-19-443344-0



9 780194 433440